

CITY OF FOSTER CITY
ADDENDUM NO. ONE (1) TO THE PROJECT DOCUMENTS
ROOF REPLACEMENTS AT CITY BUILDINGS PROJECT
CIP 301-693

BID OPENING THURSDAY, JUNE 22, 2023 (2:00 PM)

Notice is hereby given that the following revisions, additions, and/or deletions are hereby made a part of, and incorporated into the project documents for the **ROOF REPLACEMENTS AT CITY BUILDINGS** Project (CIP 301-693).

Bidders shall acknowledge the receipt of this Addendum by attaching the following acknowledgement form to their proposal. Failure to do so may render Bidder's Bid non-responsive.

The following changes, additions or deletions shall be made to the following documents as indicated and shall be part thereof as if originally specified and/or shown. All other terms, conditions, drawings and specifications remain unchanged.

SPECIFICATIONS:

1. Technical Specifications Section 07 54 16 Ketone Ethylene Ester (KEE) is revised as follows:

Delete: 1.10 Warranty

Add: 1.10 Warranty (**See Attachment A**)

DRAWINGS:

1. The following sheets have been **added** to the project drawings (**See Attachment B**):

a.) A1.6 – Roof Photos

b.) A2.4 – Liquid Applied Roofing Photos

c.) A3.5 – Liquid Applied Roofing Details

2. Drawing A1.2 Pump Station Roof Plan is revised as follows:

Delete: Sheet Notes 13 and 19

Approved By: Ray Towne
Ray Towne, P.E.
Interim Director of Public Works/
City Engineer

06/19/2023
Date

ACKNOWLEDGEMENT OF RECEIPT OF ADDENDUM NO. ONE (1) TO THE PROJECT DOCUMENTS:

**ROOF REPLACEMENTS AT CITY BUILDINGS PROJECT
CIP 301-693**

I have received Addendum No. One (1) for this project/contract consisting of four (4) 8½" X 11" pages and three (3) 24" X 36" sheets. Included is:

- Two (2) single-sided page - Addendum Notice
- One (1) single-sided page – 1.10 Warranty (Attachment A)
- Three (3) single-sided plan sheets (Attachment B)
- One (1) single-sided - Acknowledgement of Receipt

I understand that a copy of this acknowledgement with the original signature must be attached to the proposal/bid at the time of submittal. Failure to attach such copy may render the bid as not responsive and the bid may be rejected.

Signature

Date

Print Name

Phone Number

Company Name

Please fax or email an executed copy of this acknowledgement to BarkerBlue.

Fax - (650) 696.2199

Email - plans@barkerblue.com

ATTACHMENT A

1.10 Warranty

A. Manufacturer's Warranty: Roof System Manufacturer's standard form is which manufacturer agrees to repair or replace components of roofing system that fail in materials or workmanship within warranty period, as follows:

1. Work of Warranty: Manufacturer's standard warranty form

2. Scope of Warranty:

a. Work of this section and including sheet metal details and termination details installed by the roof system Installer and approved by the Roof System Manufacturer.

b. Work performed under section 07 51 13 – Built-Up Asphalt Roofing, Hot Applied

3. Warranty Period: 20 years from date of completion.

B. Manufacturer Inspection Services: By manufacturer's technical representative, to report maintenance responsibilities to Owner necessary for preservation of Owner's warranty rights. The cost of manufacturer's inspections is included in the Contract Sum.

1. Inspections to occur in following years: 2, 5, 20, 25 following completion.




C. Installer Warranty: Installer's warranty signed by Installer, as follows:

1. Form of Warranty: Form acceptable to Roofing Manufacturer and Owner.

2. Scope of Warranty: Work of this Section.

3. Warranty Period: 2 years from date of completion.

ATTACHMENT B



City of Foster City
610 Foster City Blvd
Foster City, CA 94404

City of Foster City Corp Yard
100 Lincoln Centre Dr
Foster City, CA 94404

City of Foster City
**Roof
Replacements
at City
Buildings**



Soffit
Public Works Workshop

4




Soffit
Public Works Workshop

3




Soffit
Public Works Workshop

2



Soffit
Public Works Workshop

1




Parts Key Room
Refer A1.4

6



Pump Station Building




6



Public Works Workshop
viewed from the Pump Station Building

5





City of Foster City
610 Foster City Blvd
Foster City, CA 94404

City of Foster City
Police Station
1030 E. Hillsdale Blvd, Foster City,
CA 94404

City of Foster City
Roof Replacements at City Buildings



20 Pipe flashing
typ.




16 Accs. Hatch and parapet support
Southwest corner



12 Mechanical equipment inside screen
Northwest corner




8 Mechanical curb
typ.



4 Pipe supports
GL C.3 4'



19 2 piece metal counterflashing
typ.



15 Through scupper
typ.



11 Screen
Northwest corner of roof
NTS




7 Pipe supports
North area between GL B' and C'



3 Angle Brace at parapet support
See detail 1 for extent on East wing of roof



22 Pipe hood detail
At GL C above GL G 1'



18 Angle Brace at parapet support
Starts at North East corner along GL A




14 Pipe supports over parapet
Refer 4/A2.3 and 8/2.3



10 Parapet joint
North and West edge of bldg.



6 Pipe supports
North area between GL B' and C'
NTS






2 Angle Brace at parapet support
West wing of roof



21 Typ. parapet support flashing
Refer 3/A2.3



1 Angle Brace at parapet support



City of Foster City
610 Foster City Blvd
Foster City, CA 94404

The Vibe Teen Center
670 Shell Blvd
Foster City, CA 94404


City of Foster City
**Roof
Replacements
at City
Buildings**

Liquid Applied
Roofing
Details



2 Piece Metal Counterflashing
typ.

12



Roof Drain
typ.

12



8 Mechanical Ducts
Near GL 3 between GL C & D

8

4



Pipe Support
typ.

11



Through-Wall Scupper
Along GL C, typ.


11



7 Lightweight Equipment Support Curb
typ.


7

3



Parapet Wall
Along GL D,C in between GL 1 & 8

14



Base Flashing
In Between GL 2 & 3, typ.

14



Lower Roof
At GL B between GL 3 & 4

10



6 Mechanical Ducts
Near GL D


6

2




13 Metal panels at parapet wall corner

13



9 Pipe Flashing
typ.

9



5 Lower Roof
At GL B between GL 5 & 8

5



1 Mechanical Ducts
Near GL D

5

1