

002 17 02 22000 002 012 0000 002 012 0000 002 012 0000

FOSTER CITY

Homeowners' Association



July 16, 2002

FOSTER CITY
RECEIVED

JUL 17 2002

PLANNING
DIVISION

Jeff Juarez
Planner
City of Foster City
610 Foster City Blvd.
Foster City, California 94404

RE: Sea Colony HOA

Dear Jeff:

This letter is a request to not require the Association to submit an approval letter for a roof replacement or garage door when it is an approved prototype.

Jeff, if you have any questions please do not hesitate to call me.

Sincerely,

Paul Strong
Strong Management

cc: Board of Directors'



City of Foster City

ESTERO MUNICIPAL IMPROVEMENT DISTRICT

610 FOSTER CITY BOULEVARD
FOSTER CITY, CA 94404-2222

FOSTER CITY
RECEIVED
MAR 11 2014
PLANNING/
CODE ENFORCEMENT

FILE
COPY

CITY OF FOSTER CITY
COMMUNITY DEVELOPMENT DIRECTOR'S ACTION
NOTICE OF DECISION

APPLICATION RECEIVED: November 13, 2013

APPLICATION COMPLETE: November 13, 2013

ACTION DATE: November 14, 2013 (Re-issued February 10, 2014)

CASE NO: UP-76-012GG

OWNER: Sea Colony Homeowners' Association c/o Strong Management

ADDRESS: P.O. Box 1368 Sonoma, CA 95476

APPLICATION FOR: Prototype Amendment: Add GAF Grand Sequoia Roof Shingle

LOCATION: Sea Colony HOA

ZONING: R-1/PD

CEQA DETERMINATION: Categorically Exempt – Section 15301, Existing Facilities

ACTION TAKEN: Approved with Conditions

On the date listed above, the Community Development Director of the City of Foster City took the action described above on the subject Architectural Review application based on the following findings:

1. The proposal to amend the Sea Colony roof prototype to add GAF Grand Sequoia composition shingle in the charcoal color as an allowable roof replacement in the Sea Colony Planned Development, as conditioned in Exhibit A, would be consistent with the Foster City General Plan, Chapter 17.12 (R-1 Single-Family Residence District) of Title 17 (Zoning), and Chapter 2.28 (Planning) of Title 2 (Administration and Personnel) of the Foster City Municipal Code, because the roof color and material: 1) will be sympathetic to the character and style of the existing houses roof color and material and will be designed to be harmonious with the existing neighborhood and therefore, will promote "proper site planning, architectural design and property maintenance" and will preserve "the quality of the City's residential neighborhoods" as stated in the Land Use and Circulation Goals (LUC-A and LUC-B) and Land Use Policies (LUC-38 and LUC-39) contained in the Land Use and Circulation Element of the Foster City General Plan; and 2) will improve a typical residential use consistent with the Land Use Plan designation of Single-Family Residential.

2. That the roof prototype amendment will be consistent with and appropriate to the City, the neighborhood, and the lot on which they are proposed because the colors, materials and designs of the roofing material will be compatible with the houses in the planned development.
3. That the roof prototype amendment will be compatible with the site's environment with respect to use, forms, materials and colors, as specified in Section 17.58.010 of Chapter 17.58 (Architectural Control and Supervision) because the roof materials: 1) will be compatible with the existing houses and planned development, and therefore, will preserve the architectural scale and character of the planned development and community consistent with Section 17.58.010.B.1; 2) will be compatible with the architectural style and details of buildings in the Planned Development consistent with Section 17.58.010.B.2; and 3) therefore, will enhance the development and will be harmonious with the highest standards of improvement in the surrounding area consistent with Section 17.58.010.B.4.
4. That the proposal would not, under the circumstances of the particular case, be detrimental to the health, safety, morals, comfort and general welfare of the persons residing or working in the neighborhood of such proposed use, and will not be injurious or detrimental to property and improvements in the neighborhood, property values in the area, or the general welfare of the City because the roofing prototype will not: 1) significantly impact the privacy of adjacent properties; 2) significantly reduce the amount of direct sunlight to the interior of an adjacent building or exterior of an adjacent property; or 3) significantly block or limit existing views from the interior or exterior of adjacent properties, consistent with Section 17.58.010.B.3 of the Foster City Municipal Code.

This action is subject to any conditions contained in Exhibit A, attached.

Expiration

Any Architectural Review approval shall, without further action, become null and void if not used within two (2) years from the date of approval thereof, or within any shorter or longer period of time if so approved by the Community Development Director.

Appeal


Pursuant to Section 17.06.150 of the Foster City Municipal Code, an action of the Community Development Director on an application may be appealed within ten (10) calendar days after the date of the Community Development Director's decision, in writing, to the Planning Commission. Appeals may be filed using the appeal form available in the Community Development Department or by letter. There is a fee for filing an appeal. All appeals must be filed in accordance with Section 17.06.150.

Acknowledgment by Applicant

Pursuant to Section 17.58.040.E of the Foster City Municipal Code, any Architectural Review decision shall not be effective until the permittee acknowledges acceptance of any conditions of approval and any appeal period has lapsed, or if there is an appeal, until a final decision has been made on the appeal.

In order to demonstrate that you are aware of and understand the Architectural Review conditions of approval (attached hereto as Exhibit A), please sign the original of this letter and return it to the Planning/Code Enforcement Division. Please keep the duplicate for your records. *Please be advised that a Building Permit will not be issued until the Planning/Code Enforcement Division has received the signed Notice of Decision.*

Sincerely,



For Curt Banks
Community Development Director

Paul Steink Mgr
(Owner's Name) (Please Print)

Planners Initials: aw

Paul Steink
(Owner's Signature)

EXHIBIT A

SEA COLONY HOMEOWNERS' ASSOCIATION

Prototypical Design Guidelines Roof Replacement

The following guidelines shall govern the replacement of roofs in the Sea Colony Planned Development:

CONDITIONS OF APPROVAL

1. All construction shall be located, designed, constructed, installed, and maintained in a professional manner and appearance.
2. All materials and colors shall be as approved. Once constructed or installed, all improvements shall be maintained in accordance with the approved plans. Any changes which affect the exterior character of the work shall be resubmitted for approval.
3. All vents, gutters, downspouts, flashings, etc. shall be painted to match the color of the adjacent surfaces. No electrical conduits or similar piping shall be allowed on the exterior of the building unless approved prior to installation by the Community Development Director.
4. Standard residential security requirements as established by Chapter 15.28 of the Foster City Municipal Code shall be provided.
5. Prior to any final inspection approval, these conditions and all improvements shall be completed in accordance with the approved plans and to the satisfaction of the City.
6. **The list of approved re-roofing materials and colors for the Sea Colony development is as follows:**
 - **Wood Shake Shingles**
 - **Elk Prestique Plus composite shingle in the Weatheredwood color**
 - **Elk Prestique Plus composite shingle in the Barkwood color**
 - **Monier Lifetile, Premium Durlite 2000 in the Silversmoke color, 6mm thick**
 - **Monier Lifetile, Premium Durlite 2000 in the Walnut color, 6mm thick**
 - **Celotex composition shingle in the Weathered wood color**
 - **GAF Timberline composition shingle in the Charcoal color (Replaced Elk Prestique Plus Sablewood)**
 - **GAF Grand Sequoia composition shingle in the Charcoal color**

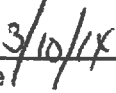
Note: Bold text indicates site specific conditions

APPROVAL PROCESS


1. The Planning/Code Enforcement Division staff will review the Building Permit application to confirm that the proposal is consistent with the prototypical design approved for roof replacement.




Sea Colony Homeowners Association
c/o Strong Management



Date



Curtis Banks, Community Development Director
City of Foster City



Date



Smart Choice[®] ROOF SYSTEM SOLUTION

"Your Best And Safest Choice...Quality You Can Trust Since 1898."

Leak Barrier

Weather Watch[®] and **Storm Guard[™]** provide exceptional protection against leaks caused by roof sagging and extreme weather. Ideal upgrade at all vulnerable areas (including at the eaves in the North).

Roof Deck Protection

"Breathable" Dura-Armer[™] allows moisture to escape from your attic while providing an exceptionally strong layer of protection against wind-driven rain. It also lays the foundation for a better-looking roof. **Stimp-Block[™]** and **LeakBlock[™]** (available regionally) also provide great protection for your roof.

Quality Shingles

Choosing the right shingle can increase the value of your home. GAF-Elk offers you many great shingle choices, including **Timberline[™]**, the #1-selling architectural shingles in North America.

Effective Attic Ventilation

Color[®] and **Master Flow[™]** vents help remove excess heat and moisture from your attic that can raise your energy bills, cause premature peeling of paint and wallpaper, and even affect your health.

Distinctive Ridge Cap Shingles

Similar to the way that a distinctive frame enhances a painting, **Timberline[™]** and **RidgeCap[™]** can enhance the beauty and value of your home—while guarding against leaks at the hips and ridges.



Reliable Low-Slope Membranes

Liberty[™] and **ProShield[™]** commercial-grade self-adhering roofing systems are exceptionally durable. They're water-tight, because no open torches or hot asphalt are used.



Pre-Cut Starter Strip Shingles

WeatherBlock[™] and **Pro-Shield[™]** pre-cut starter strip shingles provide an upgrade that can save time, eliminate waste, and reduce the risk of blow-off by tightly locking your first course of shingles in place.

Roof Accessory Point

ShingleMatch[™] premium roof accessory paint is a great option to help you "hide" unsightly roof accessories by making them blend in with the color of your shingles... for a better-looking finished roof.

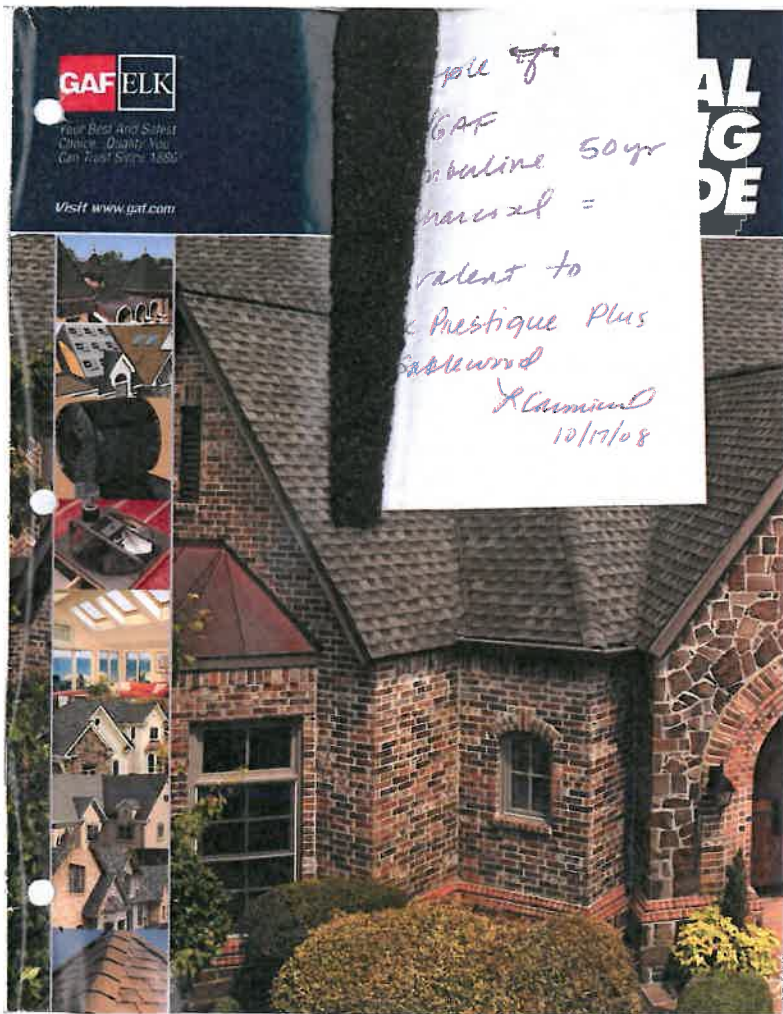
Premium Skylights

HeavenScope[™] premium skylights add the beauty of natural light to the interior of your home...with quality construction and protection you can trust.



NORTHEAST Sales Office: 717-430-0500 CENTRAL Sales Office: 630-236-1000 SOUTHEAST Sales Office: 813-629-0800 SOUTHWEST Sales Office: 872-851-6500 WESTERN Sales Office: 857-963-4200 International Sales: 800-555-1000

©2008 GAF-Elk Corporation 1/08 1301 Alps Road, Wayne, NJ 07470 www.gaf.com 287021-0100 08281210



Fast, Best And Safest Choice...Quality You Can Trust Since 1898

Visit www.gaf.com

sample of
GAF
Timberline 50yr
warranty =
valent to
Prestige Plus
Sablewood
X-Clamind
10/17/08

AL
G
DE

Table Of Contents

Choosing The Right Shingle 2-3

GAF-Elk Shingles 4-23

Carrel® 4-5

Grand Slate® 6-7

Country Mansions® 8-9

Grand Sagade® 10-11

Capstone® 12-13

Stalwart® 14

Timberline® Prestique® High Definition® 16-19

Timberline® Natural Shadow® 20

Specialty Shingles 21

Marquis® WeatherMax® 22-23

Royal Sovereign® 22-23

Series® 22-23

ShingleMatch® Paint 21

Shingle Specifications 24-25

Roof Deck Protection 26

Waterproof Leak Barriers 27

Self-Adhering Roofing Systems 27

Effective Attic Ventilation 28-29

Distinctive Ridge Cap Shingles 30-31

Striker Strip Shingles 31

Roof System Solution 32

GAF-Elk: Your Best And Safest Choice!

Founded in 1886, GAF-Elk is—by far—North America's largest manufacturer of residential and commercial roofing products (approaching \$3 billion in sales). Professional installers have long preferred the rugged, dependable performance that only a GAF-Elk roof can offer, and have made it the #1 brand in North America.

Here are just some of the reasons why GAF-Elk is your best and safest choice!

- Manufacturing locations across North America—to serve you better
- Inventors of the Timberline® shingle—the #1-selling architectural shingle in North America
- Awarded #1 visual brand by Life Magazine
- Rated #1 in shingle quality by home builders
- Winner of the Builder's Choice award
- GAF-Elk Cobra® ridge vents rated #1 in quality by home builders
- Featured regularly in leading home and garden publications and on home improvement networks such as HGTV
- Premium designer roofing shingles have twice received the Architect Choice For Excellence Award
- Freedom® TPO self-adhering roofing systems chosen Product Of The Year by Commercial Building Products magazine
- Named most-used brand of shingles and roof vents by remodeling contractors
- Named #1 in innovation for shingles and ridge ventilation by home builders
- Named most-recommended brand by upscale remodelers
- First to produce an energy-efficient asphalt shingle available in rich colors, called the Cool Color Series



The bottom line is: More than 1 out of every 3 property owners chooses GAF-Elk for their roofing project—why trust your most valuable asset to anyone else?



"Your Best And Safest Choice... Quality You Can Trust Since 1886"



Shain On Color: Timberline® Prestique® Lifetime High Definition® in Weathered Wood


Choosing The Right Shingle



	Carrel®	Grand Slate®	Country Mansions®	Grand Sagade®	Capstone®	Stalwart®	Timberline® Prestique® High Definition®	Timberline® Natural Shadow®	Specialty Shingles	Marquis® WeatherMax®	Royal Sovereign®	Series®
Especially Good For LARGER ROOFS	Step Slope Medium Slope Slight Slope	•	•	•	•	•	•	•	•	•	•	•
Especially Good For SMALLER ROOFS	Step Slope Medium Slope Slight Slope	•	•	•	•	•	•	•	•	•	•	•
Shingle Design	Isolated Construction Lack of Wind Sheds Lack of Slope Dimensional Appearance Impact Resistance	•	•	•	•	•	•	•	•	•	•	•
Shingle Warranty*	Warranty (yr.) Wind Coverage (mph) Spot Color (No. of Shingles Per 100 sq. ft.)	110 110 10	110 110 10	110† 110 10	110 110 10	110 110 10	110 110 10	110 110 10	110 110 10	110 110 10	110 110 10	110 110 10

*NOTE: See M. warranty for complete coverage and restrictions. †Wind coverage speed requires special installation.

GAF-Elk Shingles: Performance You Can Trust!



- Diamond Cut® Granules...** Multi-faceted design and light-reflective construction add dimension and depth to shingle
- UV Blocker (Granules)...** Protects against damaging sunlight, which improves the durability and extends the life of the shingle
- Color Lock™ Ceramic Firing (Granules)...** Maintains the true color of the shingle longer
- Barn Grip® Adhesives...** Locks the shingles in place on the roof, gripping tight in even strong gale force winds
- SpecSelect® Grading System (Asphalt)...** Use of the finest quality asphalt improves weathering in harsh conditions
- Millard Weather® Cores...** Offers a superior strength foundation that resists cracking and splitting
- Fiber Reinforced Components (Core)...** Incorporates fibers that are non-combustible, providing a UL Class A fire listing

CAMELOT™

LIFETIME *Design* SHINGLES



Timeless Beauty...
Uncompromising Performance™



With its genuine slate-like appearance and Super-Heavyweight "Plus" construction, Camelot™ may be the finest asphalt shingle ever made!

for PROPERTY OWNERS

- **Affordable luxury**... Camelot™ is GAF-Elk's top-of-the-line shingle—yet it's only a fraction of the cost of expensive slate or wood shakes
- **Breathtakingly Beautiful**... Unique design and striking color blends create maximum "curb appeal"
- **Super-Heavyweight "Plus" Construction**... Over 400 lbs. per square for ultimate durability (in fact, each layer of Camelot™ shingles is up to 60% thicker than each layer of many other "premium" asphalt shingles)
- **Stays In Place**... Double row of Dura Grip® adhesive seals each shingle tightly and reduces the risk of shingle blow-off. Shingles warranted to withstand winds up to 110 mph!*
- **High Performance**... Custom specified, ultra-high performance Micro Weave® core provides better protection layer for layer
- **StainGuard® Protection**... Helps assure the beauty of your roof against unsightly blue-green algae*
- **Safe**... Class A fire rating from Underwriters Laboratories, the highest rating possible
- **Peace Of Mind**... Lifetime limited transferable warranty with Smart Choice® Protection (non-protected material and installation coverage) for the first ten years*
- **Perfect Finishing Touch**... Premium Timberex® ridge cap shingles with StainGuard® protection lend the perfect finishing touch



for PROFESSIONALS

- **Quicker Installation**... Large, 17" x 34 1/2" size saves labor, allowing you to offer superior value and greater homeowner satisfaction
- **More Referrals**... Unique and distinctive design that other homeowners will notice!
- **Less Chance Of Callbacks**... When tested, shingle withstands winds up to 110 mph (under controlled laboratory conditions)

*See full warranty for complete coverage and restrictions. Always fit an underlayment to separate the water barrier, and always follow blends of Forest products. Before ordering your order please call to see several finished shingles.

Sheffield Black

Antique Slate

Aged Oak

Florida Blend

Essex Green

Welsh Gray

Terra Cotta

San Gabriel

Sheffield Black

Williamstown Slate

GRANDSLATE

LIFETIME *DESIGN* SHINGLES



"Stately Accent For The
Finest Homes And Properties"



Bristol Gray

for PROPERTY OWNERS

- **The Authentic Look Of Slate**... Massive, extra-thick tabs and specially-blended color palette create the look of real slate shingles
- **Enhanced Shadow Effect**... Creates an even thicker, more dimensional look
- **Affordable Luxury**... Only a fraction of the cost of expensive slate
- **Super-Heavyweight "Plus" Construction**... Approx. 400 lbs. per square for ultimate durability (in fact, each layer of Grand Slate® shingles is up to 60% thicker than each layer of many other "premium" asphalt shingles)
- **High Performance**... Custom specified, ultra-high performance Micro Weaver® core provides better protection layer for layer
- **Safer**... Class A fire listing from Underwriters Laboratories—the highest rating possible (unlike some plastic or synthetic "slate" shingles, which carry only a Class C fire rating)
- **StainGuard® Protection**... Helps assure the beauty of your roof against unsightly blue-green algae
- **Stays In Place**... Double row of Dura Grip® adhesive seals each shingle tightly and reduces the risk of shingle blow-off. Shingles warranted to withstand winds up to 110 mph*
- **Peace Of Mind**... Lifetime 100% transferable warranty with Smart Choice® Protection (non-prorated material and installation coverage) for the first ten years*
- **Perfect Finishing Touch**... Premium Timberex® ridge cap shingles with StainGuard® protection lend the perfect finishing touch

for PROFESSIONALS

- **Quicker Installation**... Large 17"x 40" size saves labor, allowing you to offer superior value and greater homeowner satisfaction
- **More Referrals**... Unique and distinctive design that other homeowners will notice!
- **Less Chance Of Call Backs**... When tested, shingle withstands winds up to 110 mph (under controlled laboratory conditions)
- **Greater Customer Satisfaction**... StainGuard® helps assure the beauty of your roof against unsightly blue-green algae*

*See full warranty for complete coverage and restrictions.
Note: It is difficult to reproduce the color clarity and actual color shown in these photos. Before selecting your color, please ask to see several full-size shingles.

Aged Oak

Bristol Gray

Essex Green

Mink/Barny Brown

Shielded Black

Webb Gray

Grand Canyon™

LIFETIME *Design* SHINGLES



"The Ultimate Choice For A Rugged Wood Shake Look"



"The incredible depth and dimension of Grand Canyon shingles will astound even the most casual observer!"



Mission Brown

for PROPERTY OWNERS

- **Sophisticated Design**... Carefully walped shingle tabs combined with a subtle "shadow effect" result in a sophisticated yet rugged design.
- **Incredible Appearance**... Grand Canyon's massive, extra-thick shingle tabs are up to 20% thicker, to give your roof the unmatched dimensionality and depth of real wood shakes.
- **Super-Heavyweight "Plus" Construction**... At over 400 lbs. per square, compare Grand Canyon® shingles to any of the so-called "heavyweight" shingles on the market!
- **Natural Color Palette**... Specially-formulated color palette is designed to approximate Grand Canyon's natural wood shake look.
- **High Performance**... Custom-specified, ultra-high performance Micro Worm® case provides better protection layer for layers.
- **StainGuard® Protection**... Helps assure the beauty of your roof against unsightly blue-green algae.
- **Solar**... Class A fire listing from Underwriters Laboratories—the highest rating possible—and safer than wood shakes!
- **Stays in Place**... Dura Grip® adhesive seals each shingle tightly and reduces the risk of shingle blow-off. Shingles now warranted to withstand winds up to 110 mph!®
- **The Ultimate Peace Of Mind**... Lifetime 1-yr warranty with Smart Choice® Protection (non-prorated material and installation labor coverage) for the first ten years!®
- **Perfect Finishing Touch**... For the best look, use premium Timberettes® ridge cap shingles. In the West, use RidgeLine® ridge cap shingles (Sycamore® Canyon® ridge cap shingles are also a good choice).



for PROFESSIONALS

- **Quicker Installation**... Large 17"x40" shingle with 5" exposure, installs from either direction to save labor—allowing you to offer superior value and greater homeowner satisfaction.
- **More Return**... Unique and distinctive design that other homeowners will notice!
- **Less Chance Of Call-Backs**... Triple self-seal design allows shingle to pass laboratory wind tests at 110 mph!®

See us in your area for complete shingles and accessories. Wind coverage applied on Grand Canyon shingles depends on installation (see page 24-25).
 *Wind: 110 mph tested in accordance with UL 2219 and UL 2219A for 10-year warranty. See page 24-25 for details on the Micro Worm® case, StainGuard® and other optional features and shingles.

Sedona Sunset

Black Oak

Stone Wood

Moss Green

Mission Brown

Storm Cloud Gray

Country Mansion

LIFETIME DESIGN SHINGLES



The Look And Charm
Of Hand-Crafted Slate



Aged Oak

for PROPERTY OWNERS

- **Distinctive Appearance**... Unique design creates a timeless, turn-of-the-century look—great for historic properties, Victorians, or even charming cottages
- **Beautiful Design**... Artfully sculpted shingle tabs with tone-on-tone design and versatile color palette will make your home “simply charming”!
- **Sole**... Class A fire listing from Underwriters Laboratories—the highest rating possible
- **Super-Heavyweight “Plus” Construction**... Approx. 490 lbs. per square for ultimate durability (in fact, each layer of Country Mansion® shingles is up to 68% thicker than each layer of other “premium” asphalt shingles)
- **StainGuard® Protection**... Helps assure the beauty of your roof against unsightly blue-green algae*
- **High Performance**... Custom specified, ultra-high performance Micro Weave® core provides better protection layer for layer
- **Stays in Place**... Double row of Dura Grip® adhesive seals each shingle tightly and reduces the risk of shingle blow-off. Shingles confidently warranted to withstand winds up to 110 mph!†
- **Peace Of Mind**... Lifetime led, transferable warranty with Smart Choice® Protection (non-promoted material and installation labor coverage) for the first ten years*
- **Perfect Finishing Touch**... Premium Timberex® ridge cap shingles with StainGuard® protection lend the perfect finishing touch



for PROFESSIONALS

- **Quicker Installation**... Large, 17" x 40" size saves labor, allowing you to offer superior value and greater homeowner satisfaction
- **Less Chance Of Call Backs**... When tested, shingle withstands winds up to 110 mph (under controlled laboratory conditions)
- **More Retention**... Unique and distinctive design that other homeowners will notice!

*See full warranty for complete coverage and restrictions.
†Based on a shingle's ability to reproduce the color clearly and include color blends of these products. Shingles may vary from color shown here. See national full-size shingles.



Aged Oak

Estate Oak

Moss Green

Estate Brown

Victorian Red

Older Pewter

Brownstone

GRAND SEQUOIA

LIFETIME *Disrupter* SHINGLES



"Great Choice For A Rugged Wood Shake Look"



Cedar

"Safer than wood shakes because they are UL Class A fire rated!"

for PROPERTY OWNERS

- **Fabulous Appearance**... Patterned, extra-large shingle with unique design helps create a dramatic visual impact for prestigious homes and properties
- **Safe**... Class A fire rating from Underwriters Laboratories—the highest rating possible
- **High Performance**... Super Heavyweight design and extra strong Micro Weave® core provide outstanding performance in all climates
- **Peace Of Mind**... Lifetime Ltd. transferable warranty with Smart Choice® Protection (non-protected material and installation labor coverage) for the first ten years*



for PROFESSIONALS

- **Quicker Installation**... Large 17" x 40" size saves labor, allowing you to offer superior value and greater homeowner satisfaction
- **More Referrals**... People will notice!
- **Less Chance Of Call Backs**... Triple self-seal design reduces the chance of shingle blow-off (shingles warranted to withstand winds up to 110 mph!)*
- **Stays In Place**... Dura Grip® adhesive seals each shingle tightly and reduces risk of shingle blow-off
- **Perfect Finishing Touch**... For the best look, use premium Timberex® ridge cap shingles. In the West, use premium Ridges® ridge cap shingles (Sequoia®/Canyon® ridge cap shingles are also a good choice).

*See us online for complete coverage and restrictions. Wind coverage agreed on Grand Sequoia shingles depends on installation date. (pages 25-26)

ELK® is a registered trademark of Elk Corporation. ©2010 Elk Corporation. All rights reserved. Elk Corporation is not responsible for the accuracy of the information provided in this advertisement. Please contact your local distributor for more information on our products and services.



Maple Brown

Autumn Brown

Sage Green

Slate

Cedar

Charcoal

Weathered Wood

CAPSTONE

LIFETIME *Wedge* SHINGLES

The Classic Look Of Random-Cut European Stone



for PROPERTY OWNERS

- **Unique Appearance**... Random-cut design results in a timeless, turn-of-the-century look—especially great for historic properties, Victorians, or even charming cottages.
- **High Performance**... Heavyweight design and extra-strong MicroWeave® core provide outstanding performance in all climates.
- **Affordable luxury**... Only a fraction of the cost of expensive slate.
- **StainGuard® Protection**... Helps ensure the beauty of your roof against unsightly blue-green algae.*
- **Solex**... Class A fire rating from Underwriters Laboratories—the highest rating possible.
- **Stays In Place**... Made with Dura Grip®, which helps each shingle to seal even more tightly and reduce the risk of shingle blow-off. Shingles warranted to withstand winds up to 110 mph!†
- **Peace Of Mind**... Lifetime Int. transferable warranty with Smart Choice® Protection for the first ten years*.
- **Perfect Finishing Touch**... Premium Timberex® ridge cap shingles with StainGuard® protection lend the perfect finishing touch.



for PROFESSIONALS

- **More Referrals**... Unique and distinctive design that other homeowners will notice!
- **Greater Customer Satisfaction**... StainGuard® helps ensure the beauty of your roof against unsightly blue-green algae.*

*See list, warranty for complete coverage and restrictions.
†110 mph wind strength requires correct installation per Int. standards for details.
‡See list for complete details on MicroWeave® core and StainGuard® protection.
§See list for details on Smart Choice® Protection.



SLATELINE

LIFETIME *Wedge* SHINGLES

The Look Of Slate... At A Fraction Of The Cost!



for PROPERTY OWNERS

- **Stately Appearance**... Patented, extra-large shingle with bold shadow lines and tapered cut-outs help create a timeless, turn-of-the-century look—especially great for historic properties, Victorians, or even charming cottages.
- **New, Bold Colors**... Richer and more striking than ever!
- **Solex**... Class A fire rating from Underwriters Laboratories—the highest rating possible.
- **Stays In Place**... Double row of Dura Grip® adhesive seals tightly and reduces the risk of shingle blow-off. Shingles warranted to withstand winds up to 110 mph!†
- **High Performance**... Heavyweight design and extra-strong MicroWeave® core provide outstanding performance in all climates.
- **StainGuard® Protection**... Helps protect the beauty of your roof from unsightly blue-green algae.*
- **Peace Of Mind**... Lifetime Int. transferable warranty with Smart Choice® Protection (non-prorated material and installation coverage) for the first ten years*.



for PROFESSIONALS

- **Seals Faster**... Specially-formulated Dura Grip® adhesive seals 25% faster and at 20% lower temperatures than standard adhesive.
- **Stronger**... MicroWeave® core is up to 30% heavier than in standard shingles; plus SlateLine® shingles have up to 200% the tear strength of standard shingles.
- **Quicker Installation**... Large, 17" x 40" size installs faster and saves labor, allowing you to offer superior value and greater homeowner satisfaction.
- **More Referrals**... A truly unique shingle that other homeowners will notice!
- **Perfect Finishing Touch**... Premium Timberex® ridge cap shingles with StainGuard® protection lend the perfect finishing touch.

*See list, warranty for complete coverage and restrictions.
†110 mph wind strength requires correct installation per Int. standards for details.
‡See list for complete details on MicroWeave® core and StainGuard® protection.
§See list for details on Smart Choice® Protection.



Timberline® Prestique® High Definition® Shingles



"North America's #1-Selling
Architectural Shingles!"



What's the secret to the striking look of a Timberline® Prestique® High Definition® roof?

Timberline® High Definition® shingles are unlike any others, thanks to our patented® High Definition® shadow bands. Each shadow band is applied using a sophisticated, computer-controlled "feathering" technique. When combined with our randomly-blended top layer, it results in a shingle with exceptional depth and dimension—and a striking look unmatched by any other brand.

But don't just take our word for it. See for yourself. When you compare Timberline® High Definition® shingles to typical architectural shingles, it's easy to see why they'll look sharper and more beautiful on your roof—while enhancing the resale value of your home!

See the difference...

Timberline® Prestique® High Definition® Shingles

Architect Shingles

The color blends on Timberline® Prestique® High Definition® shingles (top) are sharp and well-defined—to give your roof maximum dimensionality and depth.

TIMBERLINE® PRESTIQUE® HIGH DEFINITION® SHINGLES

"Best Investment"

for PROPERTY OWNERS

- Best Investment... The heaviest, thickest, and longest-lasting shingle in the Timberline® Series—nearly 60% thicker than standard architectural shingles!
- Dramatic Look... Features GAF-ELK's patented High Definition® color blends and enhanced shadow effect.
- Solar... Class A fire rating from UL—the highest rating possible.
- High Performance... Super Heavyweight design and our strongest Micro Weave® Core for longest life and extended durability.
- Stays in Place... Our Grip® adhesive coats each shingle tightly and reduces risk of shingle blow-off. Shingles confidently resistant to vetchland winds up to 110 mph!
- Peace Of Mind... Lifetime Ltd. transferable warranty with Smart Choice® protection (non-prorated material and installation labor coverage) for the first ten years!
- Perfect Finishing Touch... Use premium Timberline® ridge cap shingles (in the West, use premium Ridglass® ridge cap shingles).



for PROFESSIONALS

- Best Materials... People will know that you're installing America's #1-selling laminated shingles!
 - Less Chance Of Call-Backs... Durable, wind-resistant shingles carry a 110 mph hi. wind warranty!
- *Based on Timberline® Prestique® Shingles
*Only with special installation, see full warranty for details
*See full warranty for complete coverage and restrictions

TIMBERLINE® PRESTIQUE® HIGH DEFINITION® SHINGLES 30

"Popular Choice"

for PROPERTY OWNERS

- Great Value... Architecturally stylish but practically priced.
- Superior Appearance... Features GAF-ELK's patented High Definition® color blends and enhanced shadow effect.
- Solar... Class A fire rating from Underwriters Laboratories, the highest rating possible.
- Peace Of Mind... 30-year Ltd. transferable warranty with Smart Choice® protection (non-prorated material and installation labor coverage) for the first five years!
- Perfect Finishing Touch... Use premium Timberline® ridge cap shingles (in the West, use premium Ridglass® ridge cap shingles).



for PROFESSIONALS

- Best Materials... People will know that you're installing North America's #1-selling laminated shingles!

Also available: TIMBERLINE® PRESTIQUE® HIGH DEFINITION® SHINGLES 40

(Identical to Timberline® Prestique® 30 HD shingles, but approx. 40% thicker)



Timberline® Prestique® High Definition® Shingle Colors

Timberline® Prestique® Color Availability Chart



Most Popular Colors (Available nationwide)



Regional Colors (See chart on opposite page for availability)



Signature Series Regional Colors (See chart on opposite page for availability)

The GAF-Eik Signature Series is a specially-designed, premium color palette for discriminating property owners. It features timeless hues whose rich appearance reflects the splendors of the natural world.



Color Key:

- - Timberline® Prestique® 50 HD
- ◉ - Timberline® Prestique® 40 HD
- ▲ - Timberline® Prestique® Ultra HD



Ask your contractor which GAF-Eik plant supplies the shingles in your area

	Baltimore/Myerstown	Goldsboro	Tuscaloosa	Tampa	Michigan City	Minneapolis	Dallas/Ernle	Fortuna/Stoffer
Most Popular Colors:								
Barkwood	● ◉ ▲	● ◉ ▲	● ◉ ▲	● ◉ ▲	● ◉ ▲	● ◉ ▲	● ◉ ▲	● ◉ ▲
Charcoal	● ◉ ▲	● ◉ ▲	● ◉ ▲	● ◉ ▲	● ◉ ▲	● ◉ ▲	● ◉ ▲	● ◉ ▲
Hickory	● ◉ ▲	● ◉ ▲	● ◉ ▲	● ◉ ▲	● ◉ ▲	● ◉ ▲	● ◉ ▲	● ◉ ▲
Hunter Green	● ◉ ▲	● ◉ ▲	● ◉ ▲	● ◉ ▲	● ◉ ▲	● ◉ ▲	● ◉ ▲	● ◉ ▲
Shakeswood	● ◉ ▲	● ◉ ▲	● ◉ ▲	● ◉ ▲	● ◉ ▲	● ◉ ▲	● ◉ ▲	● ◉ ▲
Slate	● ◉ ▲	● ◉ ▲	● ◉ ▲	● ◉ ▲	● ◉ ▲	● ◉ ▲	● ◉ ▲	● ◉ ▲
Weathered Wood	● ◉ ▲	● ◉ ▲	● ◉ ▲	● ◉ ▲	● ◉ ▲	● ◉ ▲	● ◉ ▲	● ◉ ▲
Regional Colors:								
Birchwood			● ◉ ▲	● ◉ ▲	● ◉ ▲			● ◉ ▲
Driftwood			● ◉ ▲	● ◉ ▲	● ◉ ▲			
Fox Hollow Gray	● ◉ ▲				● ◉ ▲	● ◉ ▲		● ◉ ▲
Mission Brown	● ◉ ▲				● ◉ ▲	● ◉ ▲	● ◉ ▲	● ◉ ▲
Oyster Gray		● ◉ ▲						
Pewter Gray	● ◉ ▲	● ◉ ▲	● ◉ ▲		● ◉ ▲	● ◉ ▲		● ◉ ▲
Sunset Brick				● ◉ ▲	● ◉ ▲			
White				● ◉ ▲	● ◉ ▲			
Williamsburg Slate	● ◉ ▲				● ◉ ▲			
Signature Series:**								
Biscayne Blue	● ◉ ▲				● ◉ ▲			
Copper Canyon								● ◉ ▲
Patriot Red	● ◉ ▲				● ◉ ▲			● ◉ ▲
Sierra Sunset	● ◉ ▲	● ◉ ▲	● ◉ ▲	● ◉ ▲	● ◉ ▲	● ◉ ▲	● ◉ ▲	● ◉ ▲
Wedgewood		● ◉ ▲	● ◉ ▲	● ◉ ▲	● ◉ ▲	● ◉ ▲	● ◉ ▲	● ◉ ▲
Cool Color Series:**								
Cool Antique Slate	● ◉ ▲	● ◉ ▲	● ◉ ▲	● ◉ ▲	● ◉ ▲	● ◉ ▲	● ◉ ▲	● ◉ ▲
Cool Barkwood	● ◉ ▲	● ◉ ▲	● ◉ ▲	● ◉ ▲	● ◉ ▲	● ◉ ▲	● ◉ ▲	● ◉ ▲
Cool Weathered Wood	● ◉ ▲	● ◉ ▲	● ◉ ▲	● ◉ ▲	● ◉ ▲	● ◉ ▲	● ◉ ▲	● ◉ ▲

*All Signature Series Colors (except Copper Canyon) produced with High Definition® blends. **Special order in all locations except Fortuna and Stoffer.

Timberline® Natural Shadow

Value & Performance In A
Natural Wood Shake Look

TIMBERLINE® Natural Shadow™ 30 YEAR LTD. WARRANTY SHINGLES

for HOMEOWNERS

- **Attractive Appearance...** Features the classic Natural Shadow® effect. Looks any home a subtle, even-toned look with the warmth of wood.
- **Safe...** Class A fire listing from Underwriters Laboratories, the highest rating possible.
- **Good Value...** Architecturally stylish, but practically priced.
- **Stays In Place...** Dual Grip® adhesive seals each shingle tightly and reduces the risk of shingles blowing off. Shingles warranted to withstand winds up to 70 mph.*
- **Peace Of Mind...** 30-year ltd. transferable warranty with Smart Choice® Protection (non-powdered material and installation labor coverage) for the first five years.**
- **Perfect Finishing Touches...** Use premium Timberloc® ridge cap shingles (in the West, use premium Ridgecap® ridge cap shingles).



Weathered Wood

for PROFESSIONALS

- **More Reliable...** People will know that you're installing America's #1-selling limited shingle!
- **Less Chance Of Call-Backs...** Durable, wind-resistant shingles carry a 70 mph ltd. wind warranty.*

*See kit severity for complete coverage and restrictions.

Color Availability

It is difficult to reproduce the color clarity and actual color of the shingles in this catalog. Before selecting your color, please call to see several full-size shingles.



Most Timberline® products available in all areas except the Western region.

We can help you choose the right shingle for your roof!

Try GAF-Elk's Virtual Home Remodeler at www.gaf.com. Visualize GAF-Elk shingles on a house like yours—or upload and decorate your own house. Try different siding, trim, and brick colors. It's fun!



Note: Powder Gray only available in the Midwest, Oklahoma and the Southwest.
Note: Hunter Green only available in the Midwest, Oklahoma, Texas and the Southwest.

Specialty Shingles

Prestique® Xtra™ Impact Resistant Shingles* (Not available in all areas)



- **Potential Insurance Savings...** Passes UL 2218 Class 4, and may qualify for insurance discounts up to 30% annually (check with your insurance agent).
- **Superior Wind Performance...** Shingles warranted to withstand medium wind gusts of up to 130 mph**
- **Peace Of Mind...** 40-year ltd. transferable warranty with Smart Choice® Protection for the first five years.
- **Dramatic Look...** Features GAF-Elk's patented High Definition® color blends and enhanced shadow effect.

*Note: Product will be named Timberline® ArmorShield™ II in 2008.
**Requires special installation; see kit severity for complete coverage and restrictions.

Timberline® Prestique® Grandé® Shingles (Available nationwide)



- **Spacious Appearance...** More than 40% larger than standard architectural shingles.
- **Affordable Luxury...** Only a fraction of the cost of expensive "luxury" wood shakes.
- **Dramatic Look...** Features GAF-Elk's patented High Definition® color blends and enhanced shadow effect.
- **Safe...** Class A fire and wind ratings from UL— safer than wood shakes!
- **Peace Of Mind...** 40-year ltd. transferable warranty with Smart Choice® Protection for the first five years.

**Requires special installation; see kit severity for complete coverage and restrictions.

Cool Color Shingles® (Available nationwide)

The revolutionary Cool Color Series Shingles show heat build-up for a more energy efficient home. They feature highly reflective roofing granules that bounce back the sun's rays and more effectively release absorbed heat. They are rated by the Cool Roof Rating Council (CRRRC) and meet initial ENERGY STAR® performance levels.



*Note: Cool Colors available only in Prestique® 40 shingles (or in 2008, in Timberline® Prestique® 40 shingles).
Cool Color Series shingles are stocked in Powder, GA and Chester, GA, and are special order in other markets.
**Shingles minimum 1.5:120 overall slope/minimum.
***Requires special installation; see kit severity for complete coverage and restrictions.

Accessory Paint

SHINGLE MATCH™



GAF-Elk ShingleMatch® Roof Accessory Paint will help to hide unsightly protrusions on the roof including vent pipes, exhaust vents, or flashings.

Product Specifications

Colors:
Chancel, Shalwood, Slate, Hickory, Weathered Wood, Hunter Green, Barkwood, Powder Gray, Birchwood, Driftwood, Fox Hollow Gray and Mission Brown.
Can Size: 12 oz.
Cover Per Can: 6
Cover Per Pallet: 128



Three Tab Shingles

"Simple, Timeless Beauty Combined With GAF-ELK's Well-Known Quality"

(See map for availability)



"Better Choice"

for PROPERTY OWNERS

- Twice As Strong...For just pennies a day more than standard 3-tab shingles, WeatherMax® shingles provide outstanding, all-weather performance
- Better...Class A fire rating from Underwriters Laboratories—the highest rating possible
- Highest Performance...Super Heavyweight 5-tab design and extra-strong Micro Weave® Core provide 150% the resistance to tearing as standard 3-tab shingles, plus 65% greater strength in cold temperatures
- Looks Great...Color Lock™ ceramic firing process (similar to fine china) maintains true color longer
- Stays In Place...WeatherMax® shingles are confidently warranted to withstand winds up to 80 mph—they have even passed laboratory tests at up to 110 mph (hurricane-force) wind speeds!
- Peace Of Mind...30-year ltd. transferable warranty with Smart Choice® Protection (non-prorated material and installation labor coverage) for the first five years
- Resale Value...Long-lasting beauty can increase your property's resale value

for PROFESSIONALS

- Versatile...Twice as sturdy as standard 3-tab shingles, so they fit better and look better—excellent for re-roofing or complete tear-offs
- Less Chance Of Call-Backs...Special Dura Grip® adhesive seals each shingle tab with twice the strength as standard 3-tab shingles (after thermal sealing has occurred)

(Available nationwide)



"Popular Choice"

for PROPERTY OWNERS

- Better...Class A fire rating from Underwriters Laboratories—the highest rating possible
- Great For Re-Roofing...50% more sturdy than standard shingles, so they look great even when installed over an existing roof
- Peace Of Mind...25-year ltd. transferable warranty with Smart Choice® Protection (non-prorated material and installation labor coverage) for the first five years
- Looks Great...Color Lock™ ceramic firing process (similar to fine china) maintains true color longer

for PROFESSIONALS

- Popular Choice...Royal Sovereign® is the most-preferred fiberglass strip shingle in its class among contractors and builders
- Superior Performance...Extra-strong Micro Weave® Core provides longer life and extended durability
- Stays In Place...Dura Grip® adhesive seals each shingle tightly and reduces the risk of shingle blow-off



It is difficult to reproduce the color clearly and actual color blends of the shingles in this catalog. Before selecting your color, please call to see several samples on-site. Only Color Match™ is subject to change without notice.

3-Tab Shingle Color Availability Chart



Color	Ask your contractor which GAF-Elk plant supplies the shingles in your area								
	Dallas, TX	Fresno, CA	Golden, CO	Minneapolis, MN	Mobile, AL	LA, Texas, TX	Quincy, PA	Summit, GA	Williamsburg, VA
Colors:									
Ash Brown	▲								
Autumn Brown	● ▲		●	● ●	● ▲	● ● ▲	● ●	● ▲	● ▲
Cedar Shake		▲							
Chesnut Brown		● ▲							
Colonial	● ▲	● ▲	● ▲	● ▲	● ▲	● ● ▲	● ●	● ▲	● ▲
Colonial Gray						●			●
Cypress Tan									●
Desert Sand		● ▲							●
Dove Gray			●			▲	●		●
Forest Green			●	●			● ●	●	●
Golden Cedar	● ▲	● ▲	●	● ●	● ▲	● ● ▲	● ●	● ▲	● ▲
Green Mist								●	
Nickel Gray				● ●		● ●	● ●		
Russet Red									●
Sandrift									●
Slate Black					▲		●		
Silver Lining	● ▲	● ▲	●	● ●	● ▲	● ● ▲	● ●	● ▲	● ▲
Slate	● ▲	● ▲	●	● ●	● ▲	● ● ▲	● ●	● ▲	● ▲
Summer Sage			▲						
Walnut Brown				● ●	● ▲	● ● ▲	● ●	● ▲	● ▲
Weathered Gray	● ▲	●	●	● ▲	● ▲	● ● ▲	● ●	● ▲	● ▲
White*	● ▲	● ▲	●	● ●	● ▲	● ● ▲	● ●	● ▲	● ▲
Williamsburg Slate								● ●	

*Colors available in select areas only
 *ENERGY STAR® Qualified
 *All Royal Sovereign shingles feature StainGuard® 101 warranty
 *Royal Sovereign shingles feature StainGuard® 101 warranty in selected areas
 *Available for southeast customers only; other areas are made to order
 *Not available to Florida customers

Roof Deck Protection



The Very Best Roofing Systems Require Premium, Breathable Roof Deck Protection

DECK ARMOR™ Premium Breathable Roof Deck Protection

- **Exceptionally Strong...** At least 600% (i.e., 7 times) stronger and about 1/3 the weight of standard #30 felt
- **Revolutions "Breathable" Technology...** Helps prevent inside moisture from becoming trapped within your roofing system—and causing mold, rot, and expensive structural damage
- **Precision Construction...** Exceptionally durable, non-asphaltic construction will not rot or become brittle (unlike conventional asphaltic felts which can disintegrate over time)
- **Long-Lasting Protection...** Backed by a 25-year ltd. warranty against manufacturing defects
- **Leak-Defender...** Unlike conventional asphaltic felts, Deck-Armor™ will not wrinkle or buckle, so it lets your shingles lay flatter for a better-looking roof
- **UV-Resistant...** Can withstand UV degradation for 180 days when left exposed

Deck-Armor™ Roof Deck Protection Specifications

- UV-stabilized polypropylene construction
- Meets or exceeds the physical requirements of ASTM D226 and D4899. ES Evaluation Report pending
- Class A fire rating when used with UL Class A rated shingles
- Dade County and Florida Building Code approved
- Approx. 10 squares/roll; length 222'; width 54"; 37 lbs./roll



"Deck-Armor" roof deck protection combines exceptional strength and superior breathability to help protect your home against roof rot and other costly damage!"

"Out-breathes" the competition!



Conventional organic felts can absorb moisture, causing severe buckling and wrinkling—and a terrible-looking roof!



Deck-Armor™ Premium "Breathable" Roof Deck Protection resists moisture, so it keeps shingles flatter for a better-looking roof!

Also available:

SHINGLE-MATE® Roof Deck Protection (Available in white)

- Fiberglass reinforced, so it lays flatter for a better-looking roof
- UL Classified for use with GAF-EM Class A asphalt shingles
- Meets the physical requirements of ASTM D226 and ASTM D4899
- Approx. 4 squares/roll (432 sq. ft.); length 144'; width 36"; 30 lbs./roll

LEATHERBACK® Premium Heavyweight Roof Deck Protection (Available in the traditional red)



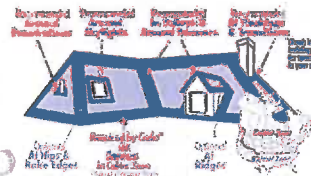
Waterproof Leak Barriers



STORMGUARD® Firm-Surfaced Leak Barrier

WEATHERWATCH® Granular-Surfaced Leak Barrier

"Protect Your Investment And Safeguard Vulnerable Areas"



- **Protect Your Property...** Help prevent wind-driven rain from leaking through the roof deck, or melting ice and snow (caused by ice dams in harsh winter climates) from leaking into property's interior
- **Add Edge Protection...** In valleys and at eaves and rake edges—the most leak-prone areas of the roof. Strongly recommended for chronic problem areas like skylights, dormers, vent pipes, chimneys, and other flashing areas
- **Won't Leak...** Helps ensure a 100% watertight seal
- **Avoid costly repairs...** Due to staining on interior walls and ceilings
- **Better Appearance...** Fiberglass reinforcement helps resist wrinkling and buckling—lays flatter under shingles
- **Save Labor...** Split-back release film peels off in sections, for faster installation and superior property owner value
- **Peace of Mind...** Benefits from the same warranty term as the shingles they are applied under, up to a maximum of 30 years*

Weather Watch® StormGuard®

- Granular surface & fiberglass reinforced
- UL Classified (see complete marking on product)
- ICC Pending
- Miami-Dade County approved
- Texas Department of Insurance Available nationwide
- Roll width is 36"
- Available in 1.5 & 2.0 square rolls
- Length of 1.5 square roll is 65.7'
- Length of 2.0 square roll is 65.7'
- Approx. area of 1.5 square roll is 100 SF
- Approx. area of 2.0 square roll is 250 SF
- Firm surface & fiberglass reinforced
- High temperature design compatible for use in metal roof systems
- UL Classified (see complete marking on product)
- ICC Pending
- Miami-Dade County approved
- Texas Department of Insurance Available nationwide
- Roll width is 36"
- Available in 1.5 & 2.0 square rolls
- Length of 1.5 square roll is 65.7'
- Length of 2.0 square roll is 65.7'
- Approx. area of 1.5 square roll is 100 SF
- Approx. area of 2.0 square roll is 250 SF

Self-Adhering Roofing Systems



"Perfect For Porches, Garages, Car Ports, And Sunrooms!"

LIBERTY® SBS Self-Adhering Roofing System

- **Water...** Self-adhering membrane system eliminates the need for open flames, torches, hotels, or dangerous chemicals
- **No Fumes...** Unlike conventionally-applied systems, eliminates the fumes and odors caused by hot asphalt or solvent-based adhesives
- **Proven Technology...** Based on the same technology used in GAF-EM's commercial roofing systems—proven in the field for decades!
- **Quick Installation...** Often 1/3 faster than conventional systems, with minimal set-up or clean-up time
- **No Extra Tools...** No need to stage extra equipment
- **Proven Installation System**
- **Cost Construction...** Free 101 warranty against material defects for up to 15 years
- **Extended Warranties Available...** Optional full system guarantee against manufacturing defects and workmanship errors available for up to 20 years
- **7 Popular Colors...** To complement your Timberline® or other residential shingle roof

LIBERTY® Beauty Sheet Specifications (nom.)

- Roll length is 66 ft. (20.1 m)
- Roll width is 36.375 in. (1.0 m)
- Roll area is 2 square, 216 sq. ft. (20.1 m²)
- FM approved, UL approved

LIBERTY® Cap and Fil Cap Sheet Specifications (nom.)

- Roll length is 24 ft. (7.3 m)
- Roll width is 36.375 in. (1.0 m)
- Roll area is 1 square, 112 sq. ft. (10.4 m²)
- FM approved, UL approved, ICC-ES Evaluation Report pending

LIBERTY® All-Weather Sheet Specifications (nom.)

- Roll length is 66 ft. (20.1 m)
- Roll width is 36.375 in. (1.0 m)
- Roll area is 2 square, 216 sq. ft. (20.1 m²)
- FM approved, UL approved

Please Note: These Liberty colors are designed to complement your shingles, not to be an exact match. Variance of the exact color of your shingles, if they are to be replaced, will affect color match. Please be sure to use a Liberty roll color matching a roll color of your shingles.

Cobra® Attic Ventilation



Rated #1 in Quality
By Home Inspectors (2008 Survey)

Choose From The Industry's Most Comprehensive Line Of Ridge Vents!

Cobra® Ridge Vents...

- Provide superior attic ventilation when properly installed with eave or soffit vents
- Work along the length of the roof's ridge to minimize temperature and equalize pressure inside the attic
- Allow a flow-through of fresh air to reduce damaging heat and moisture
- Pass the 110 mph wind-driven rain test
- Feature a 40-year ltd. warranty backed by GAF-ELK Corporation (see ltd. warranty for complete coverage and restrictions)
- Carry a UL Class C fire rating, except Cobra Exhaust Vent For Roof Ridge, which has a UL Class A rating
- Meet ASTM D1929
- Include the Easy-Tear® Sizing System, which allows you to hand-tear the vents in regular increments (except Cobra Exhaust Vent For Roof Ridge)

Property Owner's Best Choice...

- **Let's The Beauty Of Your Home Breathe Out...** Low profile design keeps Cobra® ridge vents virtually invisible when installed—to maintain an "uncluttered" look on your roof
- **Superior Construction...** All rigid style Cobra® vents are made with UV stable, high-impact co-polymers; Cobra® roll style vent is made from UV stable, polyester composite
- **Insect Guard...** Helps prevent problems with insect, bird, and animal infestation
- **Energy Efficient...** May even help to reduce utility usage
- **Snow-Country®...** Helps resist snow infiltration in harsh winter climates (Cobra® Snow Country® and Cobra® Snow Country Advanced® exhaust vents only)
- **Cap Shingles Composite®...** Works with traditional size ridge cap shingles, allowing you to maintain the color integrity of the overall roofing system

NOTE: All wind rating performed under controlled laboratory conditions

Cobra® Exhaust Vent for Roof Ridge



- Flexible Building Code
- Available in 8.0" or 10.5" widths & 20" or 24" lengths
- Met low windlifting area is 15.9 sq ft (hard not tested) and 14.1 sq ft (soft not tested) per linear foot

Cobra® SNOWCOUNTRY® Exhaust Vent for Roof Ridge



- Flexible Building Code
- Met low windlifting area is 11.0 sq ft per linear foot
- Hand tearable

Cobra® RIGIDVENT3® Exhaust Vent for Roof Ridge



- Flexible Building Code
- Met low windlifting area is 10.0 sq ft per linear foot
- Hand tearable
- Hand tearable

Cobra® RIGIDVENT2® Exhaust Vent for Roof Ridge



- Flexible Building Code
- Met low windlifting area is 18.0 sq ft per linear foot
- Hand tearable

Cobra® RIDGERUNNER® Exhaust Vent for Roof Ridge



- Flexible Building Code
- Met low windlifting area is 12.5 sq ft per linear foot
- Hand tearable
- Hand tearable

Cobra® SNOWCOUNTRY® Exhaust Vent for Roof Ridge



- Flexible Building Code
- Met low windlifting area is 8.0 sq ft per linear foot
- Hand tearable
- Hand tearable

Master Flow® Attic Ventilation



Power Vents

Investing in a Master Flow® roof mount power vent increases the overall comfort of your home, helps reduce the cost of air conditioning and wear on the system, minimizes heat/moisture damage to roof and attic, and helps fight mold and mildew. Master Flow® power ventilators feature:

- UL Listed and Dade County Approved
- Large flashing for easy installation
- Automatic thermostat, available with humidistat/humidistat control as an option
- Built-in thermal protection for safety



Roof Louvers

The Master Flow® line offers one of the broadest assortments of "energy free" products in the industry. Roof louvers, wall louvers, ridge vents, chimney caps, foundation vents, under-eave vents, and roof jacks, all in a large assortment of materials and colors, to meet every need.



Whole House Fans

Master Flow® whole house fans help the property owner beat the heat and reduce air conditioning costs by forcing out hot air and bringing in cooler outside air.



- UL listed
- Quiet operation
- Ceiling shutter included
- Backed with 5 or 10 year ltd. warranties

Turbines

The Master Flow® line offers the finest "energy free" attic ventilators. All dual bearing turbines are:

- Dade County approved without storm caps!
- Backed by a ltd. lifetime warranty
- Internally or externally binned; 12" and 14" sizes
- Available in a large assortment of colors



Poor Attic Ventilation Can Ruin Your Insulation, Destroy Your Shingles, And Raise Your Energy Bills!

Why Take Risks?

It is estimated that 9 out of 10 homes in North America do not have proper attic ventilation. Why? Because most people are unaware that attic ventilation can impact the longevity of their entire home!



showers, and cooking vapors can contribute to excess moisture build-up. Improperly vented attics will then allow this moisture to collect and cling to the underside of the roof. The moisture will condense and fall, making the attic insulation and reducing its efficiency.

- Additional structural damage can include:
- Roof deck warping and rotting of the wood frame
 - Mildew growth
 - Buckling of shingles and felt

For example, in the summer, improper ventilation can cause attic heat to build in excess of 160°F. This super-heated air eventually penetrates the ceiling insulation into the living area below. Types of damage that can result include:

- Premature aging of your roofing system ("fried" shingles)
- Warping, cracking, or breaking down of wood framing
- Damage to siding, exterior or interior paint, and wallpaper
- Higher energy costs

A properly ventilated attic can help reduce the load on your air conditioner by moving the super-heated air out of your attic before it builds up and causes damage.

In the winter, various household appliances, bathtubs,

Finally, attics should be properly vented to help prevent ice dams in cold northern climates. During the winter, ice and snow on a roof will melt and run down the deck to the cooler eaves. This run-off can re-freeze, creating an ice dam that may force water back up under the shingles and leak into your home—causing hundreds or thousands of dollars of damage to your ceilings and walls. Adequate attic ventilation will reduce the amount of initial melting that occurs on your roof, thereby reducing the chance that ice dams will form.

Ridge Cap Shingles



Eave/Rake Starter Strips



TIMBERTEX® Premium Ridge Cap Shingles



Specifications

- Fiberglass asphalt design
- Available in 12" width
- 8" exposure
- UL 790 Class A fire rated
- Meets ASTM D3161 Class F; ASTM D3018 Type I; and ASTM D3482**
- Dade County approved
- CSA 123.5 96
- Florida Building Code approved
- Meets UL 967, modified to 110 mph
- 150 pieces per 100 linear ft. / 5 bundles per 100 linear ft.
- Approx. 2 nails per piece



Available nationwide (Check color availability with the nearest GAF-ELK sales office)

For PROPERTY OWNERS

- **Perfect Finishing Touch...** Triple-thick design with massive 8" exposure is 155% thicker than strip shingles for a distinctive, upscale look
 - **The Right Color...** Designed to complement the color of your roof's shingles
 - **Stays in Place...** Dura Grip self-seal adhesive seals each piece tightly and reduces the risk of shingle blow-off
 - **Standard Ltd. Warranty...** Helps assure the beauty of your roof against unsightly blue-green algae
 - **Peace Of Mind...** Covered by a lid. wind warranty against manufacturing defects*
- ### For PROFESSIONALS
- **Visible...** 12" wide design fits over most ridge vents.
 - **Easier To Install...** Pre-scored design with large 8" exposure means no cutting or folding on the roof—and fewer pieces to install
 - **Highest Quality...** Made with special, polymer-modified asphalt, so layers are sturdy and strong, yet bend easily to hug the ridge line

SEAL-A-RIDGE® Ridge Cap Shingles



(Available only in Northeast, Southeast, and Central areas.)

Specifications

- Fiberglass asphalt design
- 6 1/2" exposure
- Approx. 12" wide
- UL 790 Class A fire rated
- Dade County approved
- 3 bundles cover approx. 100 linear feet
- Approx. 2 nails per piece
- Covered by a lid. wind warranty against manufacturing defects*

(Florida, CA Permit)

- Fiberglass asphalt design
- 5 1/2" exposure
- Approx. 10" wide
- UL 790 Class A fire rated
- 3 bundles cover approx. 100 linear feet
- Approx. 2 nails per piece
- Covered by a lid. wind warranty against manufacturing defects*

RIDGLASS® Premium Ridge Cap Shingles



(Available only in the Western region)

Specifications

- Fiberglass asphalt design
- Available in 8" & 10" widths
- 8" exposure
- Meets ASTM D3161 Class F; ASTM D3018 Type I; and ASTM D3482**
- UL 790 Class A fire rated

- CSA 123.5 96
- Florida Building Code approved
- ICC ES E8-6695
- Dade County approved
- 48 pcs./box (one box covers 31 linear ft. of finished hip & ridge)
- 3.2 boxes cover approx. 100 linear ft.
- Approx. 2 nails per piece

For PROPERTY OWNERS

- **Incredible Appearance...** Unique, ultra-high profile design is 382% thicker than strip shingles—to enhance the natural beauty of your home by sharply framing the roof line
 - **Special Design...** Created for the unique architectural style of homes in the western U.S.
 - **The Right Color...** Designed to complement the color of your roof's shingles
 - **Stays in Place...** Dura Grip® self-seal adhesive seals each piece tightly and reduces the risk of shingle blow-off
 - **Peace Of Mind...** Covered by a lid. wind warranty against manufacturing defects*
- ### For PROFESSIONALS
- **Ready To Install...** Patented, pre-folded design with 8" exposure means no costly cutting or folding on the roof
 - **Simple Trim...** Fewer pieces to apply allows you to offer greater customer value
 - **Highest Quality...** Special SBS polymer-modified asphalt helps prevent cracking and peeling during installation

Also Available (not shown):

- **Magnum Canyon®** ridge cap shingles
- **Vertical Ridge-Crest®** ridge cap shingles (Western region)
- **Seal-A-Ridge® "Rivets"** (Product will be renamed as Seal-A-Ridge® ArmorShield® in 2005)

Z-RIDGE® Ridge Cap Shingles

(Available only in the Southeast and Western regions)



Specifications

- Fiberglass asphalt design
- 5 1/2" Exposure
- Approx. 10" wide
- UL 790 Class A fire rated
- Meets ASTM D3018 Type I and ASTM D3482**
- ICC ES E8 1475
- 3 bundles cover approximately 100 linear feet
- Covered by a lid. wind warranty against manufacturing defects*
- *See lid. warranty for complete coverage and restrictions.
- **This product is manufactured to meet or exceed ASTM D3482 values from independent testing, not very depending on storage conditions.



- **Saves Labor...** Provides a cost-effective alternative to using cut-up shingles as your starter strip
- **Keeps Pests Out...** Includes a high-quality, properly positioned adhesive that will tightly lock your shingles in place
- **Easy To Install...** No cutting needed



WEATHERSTOP™ (Use with most standard English and metric-sized shingles) (Available in the Northwest only)

PRO-START™ (Use with most standard English and metric-sized shingles)

WEATHER BLOCKER™ (Use with most standard English metric, premium and oversized shingles)