

CITY OF FOSTER CITY / EMID
 Summary of Resources and Requirements by Funds
 For the Fiscal Year Ended June 30, 2009

Fund	Available July 1, 2008	Estimated Revenues	Loan Principal Payment from CDA	Transfers In	Transfers Out	Total Available	Operating Expenditures	Capital Expenditures	Total Requirements	Available June 30, 2009
General Funds										
001 General - City	\$ 16,889,000	\$ 13,909,000	\$ 3,662,643	\$ -	\$ 656,987	\$ 33,803,656	\$ 16,783,197	\$ -	\$ 16,783,197	\$ 17,020,459
002 General - District	\$ -	\$ 12,258,000	\$ -	\$ -	\$ -	\$ 12,258,000	\$ 12,258,000	\$ -	\$ 12,258,000	\$ -
003 Special Recreation	\$ -	\$ 1,277,000	\$ -	\$ 556,987	\$ -	\$ 1,833,987	\$ 1,833,987	\$ -	\$ 1,833,987	\$ -
Subtotal General Funds	\$ 16,889,000	\$ 27,444,000	\$ 3,662,643	\$ 556,987	\$ 656,987	\$ 47,895,643	\$ 30,875,184	\$ -	\$ 30,875,184	\$ 17,020,459
Special Revenue Funds										
101 Traffic Safety	\$ -	\$ 120,000	\$ -	\$ -	\$ -	\$ 120,000	\$ 120,000	\$ -	\$ 120,000	\$ -
102 Measure A	\$ 1,156,300	\$ 535,000	\$ -	\$ -	\$ -	\$ 1,691,300	\$ -	\$ -	\$ -	\$ 1,691,300
103 Gas Tax	\$ 770,000	\$ 601,000	\$ -	\$ -	\$ -	\$ 1,371,000	\$ 621,000	\$ 750,000	\$ 1,371,000	\$ -
104 Park In-Lieu Fees	\$ -	\$ -	\$ -	\$ -	\$ -	\$ -	\$ -	\$ -	\$ -	\$ -
108 SLESF/COPS Grant	\$ -	\$ -	\$ -	\$ -	\$ -	\$ -	\$ -	\$ -	\$ -	\$ -
112 CLEEP Grant	\$ 26,900	\$ -	\$ -	\$ -	\$ -	\$ 26,900	\$ -	\$ -	\$ -	\$ 26,900
114 CalOpps.org	\$ 200,900	\$ 143,000	\$ -	\$ -	\$ -	\$ 343,900	\$ 130,713	\$ -	\$ 130,713	\$ 213,187
115 Prop 42 Transportation	\$ -	\$ 290,000	\$ -	\$ -	\$ -	\$ 290,000	\$ -	\$ -	\$ -	\$ 290,000
116 Foster City Foundation	\$ 159,300	\$ 38,000	\$ -	\$ -	\$ 38,000	\$ 159,300	\$ -	\$ -	\$ -	\$ 159,300
Subtotal Special Revenue Funds	\$ 2,313,400	\$ 1,727,000	\$ -	\$ -	\$ 38,000	\$ 4,002,400	\$ 871,713	\$ 750,000	\$ 1,621,713	\$ 2,380,687
Bond I&R Funds										
203-2 Reclamation	\$ -	\$ -	\$ -	\$ -	\$ -	\$ -	\$ -	\$ -	\$ -	\$ -
Subtotal Bond I&R Funds	\$ -	\$ -	\$ -	\$ -	\$ -	\$ -	\$ -	\$ -	\$ -	\$ -
Assessment Districts										
213 Metro Center 86 Redemption	\$ -	\$ -	\$ -	\$ -	\$ -	\$ -	\$ -	\$ -	\$ -	\$ -
214 Metro Center 86 Reserve	\$ -	\$ -	\$ -	\$ -	\$ -	\$ -	\$ -	\$ -	\$ -	\$ -
219 Vintage Park 89 Redemption	\$ 638,200	\$ 202,000	\$ -	\$ 19,250	\$ -	\$ 859,450	\$ 439,103	\$ -	\$ 439,103	\$ 420,347
220 Vintage Park 89 Reserve	\$ 40,000	\$ -	\$ -	\$ -	\$ 19,250	\$ 20,750	\$ -	\$ -	\$ -	\$ 20,750
Subtotal Assessment Districts	\$ 678,200	\$ 202,000	\$ -	\$ 19,250	\$ 19,250	\$ 880,200	\$ 439,103	\$ -	\$ 439,103	\$ 441,097
Capital Projects Fund										
301 Capital Investment - City	\$ 4,306,300	\$ 330,000	\$ -	\$ 38,000	\$ -	\$ 4,674,300	\$ -	\$ 370,000	\$ 370,000	\$ 4,304,300

(Continued on next page)

CITY OF FOSTER CITY / EMID
 Summary of Resources and Requirements by Funds
 For the Fiscal Year Ended June 30, 2009

(Continued from previous page)

Fund	Available July 1, 2008	Estimated Revenues	Loan Principal Payment from CDA	Transfers In	Transfers Out	Total Available	Operating Expenditures	Capital Expenditures	Total Requirements	Available June 30, 2009
Enterprise Funds										
<i>Water Funds</i>										
401 Water Revenue	\$ -	\$ 7,999,000	\$ -	\$ -	\$ 457,209	\$ 7,541,791	\$ 7,541,791	\$ -	\$ 7,541,791	\$ -
402 Water Reserve	\$ 1,806,000	\$ -	\$ -	\$ 74,000	\$ -	\$ 1,880,000	\$ -	\$ -	\$ -	\$ 1,880,000
403 Water Rate Balancing Fund	\$ 525,000	\$ -	\$ -	\$ 257,000	\$ -	\$ 782,000	\$ -	\$ -	\$ -	\$ 782,000
405 Capital Investment - Water	\$ 2,742,800	\$ -	\$ -	\$ 126,209	\$ -	\$ 2,869,009	\$ -	\$ 200,000	\$ 200,000	\$ 2,669,009
Subtotal Water Funds	\$ 5,073,800	\$ 7,999,000	\$ -	\$ 457,209	\$ 457,209	\$ 13,072,800	\$ 7,541,791	\$ 200,000	\$ 7,741,791	\$ 5,331,009
<i>Wastewater Collection System Funds</i>										
451 Wastewater Collection System Revenue	\$ -	\$ 6,445,000	\$ -	\$ -	\$ 541,340	\$ 5,903,660	\$ 5,903,660	\$ -	\$ 5,903,660	\$ -
452 Wastewater Collection System Reserve	\$ 1,373,000	\$ -	\$ -	\$ 103,000	\$ -	\$ 1,476,000	\$ -	\$ -	\$ -	\$ 1,476,000
455 Capital Investment - Wastewater Collection	\$ 4,232,618	\$ -	\$ -	\$ 441,940	\$ -	\$ 4,674,558	\$ -	\$ 400,000	\$ 400,000	\$ 4,274,558
456 Wastewater Collection System Expansion	\$ -	\$ 3,600	\$ -	\$ -	\$ 3,600	\$ -	\$ -	\$ -	\$ -	\$ -
Subtotal Wastewater Collection System Funds	\$ 5,605,618	\$ 6,448,600	\$ -	\$ 544,940	\$ 544,940	\$ 12,054,218	\$ 5,903,660	\$ 400,000	\$ 6,303,660	\$ 5,750,558
<i>Shuttle Fund</i>										
499 Shuttle	\$ -	\$ 100,000	\$ -	\$ 100,000	\$ -	\$ 200,000	\$ 200,000	\$ -	\$ 200,000	\$ -
Subtotal Enterprise Funds	\$ 10,679,418	\$ 14,547,600	\$ -	\$ 1,102,149	\$ 1,002,149	\$ 25,327,018	\$ 13,645,451	\$ 600,000	\$ 14,245,451	\$ 11,081,567
Internal Service Funds										
501 Vehicle Replacement	\$ 3,158,000	\$ 1,535,845	\$ -	\$ -	\$ -	\$ 4,693,845	\$ 1,319,590	\$ -	\$ 1,319,590	\$ 3,374,255
502 Equipment Replacement	\$ 7,280,400	\$ 1,628,985	\$ -	\$ -	\$ -	\$ 8,909,385	\$ 1,486,344	\$ -	\$ 1,486,344	\$ 7,423,041
503 Self-Insurance	\$ 1,105,400	\$ 233,000	\$ -	\$ -	\$ -	\$ 1,338,400	\$ 211,500	\$ -	\$ 211,500	\$ 1,126,900
504 Information Technology	\$ 2,112,400	\$ 1,630,846	\$ -	\$ -	\$ -	\$ 3,743,246	\$ 1,459,240	\$ -	\$ 1,459,240	\$ 2,284,006
505 Building Maintenance	\$ 1,434,800	\$ 1,538,825	\$ -	\$ -	\$ -	\$ 2,973,625	\$ 1,356,983	\$ -	\$ 1,356,983	\$ 1,616,642
507 Longevity Recognition Benefits	\$ 1,396,100	\$ 176,000	\$ -	\$ -	\$ -	\$ 1,572,100	\$ 86,000	\$ -	\$ 86,000	\$ 1,486,100
Subtotal Internal Service Funds	\$ 16,487,100	\$ 6,743,501	\$ -	\$ -	\$ -	\$ 23,230,601	\$ 5,919,657	\$ -	\$ 5,919,657	\$ 17,310,944
Total All Funds	\$ 51,353,418	\$ 50,994,101	\$ 3,662,643	\$ 1,716,386	\$ 1,716,386	\$ 106,010,162	\$ 51,751,108	\$ 1,720,000	\$ 53,471,108	\$ 52,539,054

City of Foster City / Estero Municipal Improvement District
Revenue by Source
For the Year Ended, June 30, 2009

	2007-2008		2008-2009
	Approved	Projected	Budget
General Fund			
City			
Sales taxes	\$ 4,781,000	\$ 4,900,000	\$ 4,900,000
Transient occupancy taxes	\$ 1,496,000	\$ 1,500,000	\$ 1,500,000
Franchise taxes	\$ 991,000	\$ 1,084,000	\$ 1,127,000
Real property transfer	\$ 272,000	\$ 260,000	\$ 260,000
Licenses and permits	\$ 1,126,000	\$ 1,178,000	\$ 1,204,000
Motor vehicle in-lieu	\$ 2,354,000	\$ 2,450,000	\$ 2,450,000
Charges for current services	\$ 454,000	\$ 344,000	\$ 361,000
Fines and forfeitures	\$ 66,000	\$ 50,000	\$ 53,000
Interest and rentals	\$ 528,000	\$ 490,000	\$ 490,000
Interest on Loan from Community Development Agency	\$ 1,400,000	\$ 1,400,000	\$ 1,164,000
Other	\$ 689,000	\$ 685,000	\$ 400,000
General Fund (City) Subtotal	\$ 14,157,000	\$ 14,341,000	\$ 13,909,000
District			
Property Taxes	\$ 10,845,000	\$ 11,476,000	\$ 11,275,000
Intergovernmental	\$ 114,000	\$ 107,000	\$ 107,000
Interest and rentals	\$ 728,000	\$ 865,000	\$ 876,000
General Fund (District) Subtotal	\$ 11,687,000	\$ 12,448,000	\$ 12,258,000
Special Recreation			
Program Revenues	\$ 1,102,000	\$ 1,060,000	\$ 1,092,000
Rents and Concessions	\$ 165,000	\$ 185,000	\$ 185,000
Interest	\$ -	\$ -	\$ -
General Fund (Special Recreation) Subtotal	\$ 1,267,000	\$ 1,245,000	\$ 1,277,000
total general fund	\$ 27,111,000	\$ 28,034,000	\$ 27,444,000

(continued on next page)

City of Foster City / Estero Municipal Improvement District
Revenue by Source
For the Year Ended, June 30, 2009

(Continued from previous page)

	2007-2008		2008-2009
	Approved	Projected	Budget
Special Revenue Fund			
Traffic Safety			
Vehicle Code Fines	\$ 110,000	\$ 120,000	\$ 120,000
Interest	\$ 2,000	\$ -	\$ -
Traffic Safety Subtotal	\$ 112,000	\$ 120,000	\$ 120,000
Measure A			
Sales Tax	\$ 485,000	\$ 476,000	\$ 485,000
Interest	\$ 42,000	\$ 56,000	\$ 50,000
Measure A Subtotal	\$ 527,000	\$ 532,000	\$ 535,000
Gas Tax			
Gas Tax	\$ 579,000	\$ 564,000	\$ 564,000
Interest	\$ 35,000	\$ 37,000	\$ 37,000
Gax Tax Subtotal	\$ 614,000	\$ 601,000	\$ 601,000
SLESF/COPS Grant			
Grant	\$ 100,000	\$ 100,000	\$ -
Interest	\$ -	\$ -	\$ -
SLESF/COPS Subtotal	\$ 100,000	\$ 100,000	\$ -
CalOpps.org			
Fees for Services	\$ 75,000	\$ 122,000	\$ 134,000
Interest	\$ 1,000	\$ 8,000	\$ 9,000
CalOpps.org Subtotal	\$ 76,000	\$ 130,000	\$ 143,000
Prop 42 Transportation Funds			
Intergovernmental	\$ -	\$ -	\$ 290,000
Interest	\$ -	\$ -	\$ -
Prop 42 Transportation Subtotal	\$ -	\$ -	\$ 290,000
Foster City Foundation			
Grants	\$ 300,000	\$ 141,000	\$ 38,000
CalOpps.org Subtotal	\$ 300,000	\$ 141,000	\$ 38,000
total special revenue	\$ 1,729,000	\$ 1,624,000	\$ 1,727,000

(continued on next page)

City of Foster City / Estero Municipal Improvement District
Revenue by Source
For the Year Ended, June 30, 2009

(Continued from previous page)

		2007-2008		2008-2009	
		Approved	Projected	Budget	
Debt Service Fund					
203 Reclamation I and R (1967)					
	Taxes	\$ -	\$ -	\$ -	-
	Interest	\$ -	\$ -	\$ -	-
	Reclamation I and R (1961) Subtotal	\$ -	\$ -	\$ -	-
	total debt service	\$ -	\$ -	\$ -	-
Assessment District Fund					
213 Metro Center (1986)					
	Taxes	\$ -	\$ -	\$ -	-
	Interest	\$ -	\$ -	\$ -	-
	Metro Center Subtotal	\$ -	\$ -	\$ -	-
219 Vintage Park (1989)					
	Taxes	\$ 275,000	\$ 275,000	\$ 190,000	
	Interest	\$ 17,000	\$ 28,000	\$ 12,000	
	Vintage Park Subtotal	\$ 292,000	\$ 303,000	\$ 202,000	
	total assessment district	\$ 292,000	\$ 303,000	\$ 202,000	
Capital Projects Fund					
City/EMID					
	Intergovernmental	\$ 475,000	\$ 477,000	\$ -	
	Interest	\$ 200,000	\$ 367,000	\$ 300,000	
	Other	\$ 8,250	\$ 30,000	\$ 30,000	
	total capital projects	\$ 683,250	\$ 874,000	\$ 330,000	

(continued on next page)

City of Foster City / Estero Municipal Improvement District
Revenue by Source
For the Year Ended, June 30, 2009

(Continued from previous page)	2007-2008		2008-2009
	Approved	Projected	Budget
Enterprise Fund			
Water			
User Charges	\$ 6,917,000	\$ 6,691,000	\$ 7,609,000
Connection Fees	\$ 33,000	\$ -	\$ 33,000
Interest & rentals	\$ 169,000	\$ 357,000	\$ 357,000
	<u>\$ 7,119,000</u>	<u>\$ 7,048,000</u>	<u>\$ 7,999,000</u>
Sewer			
User Charges	\$ 5,405,000	\$ 5,852,000	\$ 5,837,000
Connection Fees	\$ 44,000	\$ -	\$ 44,000
Interest & rentals	\$ 127,000	\$ 594,000	\$ 564,000
	<u>\$ 5,576,000</u>	<u>\$ 6,446,000</u>	<u>\$ 6,445,000</u>
Sewer I and R (1964 & 1993)			
Interest	\$ -	\$ -	\$ -
	<u>\$ -</u>	<u>\$ -</u>	<u>\$ -</u>
Sewer Expansion			
Other	\$ 2,200	\$ 2,200	\$ 3,600
	<u>\$ 2,200</u>	<u>\$ 2,200</u>	<u>\$ 3,600</u>
Shuttle			
Grant	\$ 87,050	\$ 87,050	\$ 100,000
	<u>\$ 87,050</u>	<u>\$ 87,050</u>	<u>\$ 100,000</u>
total enterprise funds	<u>\$ 12,784,250</u>	<u>\$ 13,583,250</u>	<u>\$ 14,547,600</u>

(continued on next page)

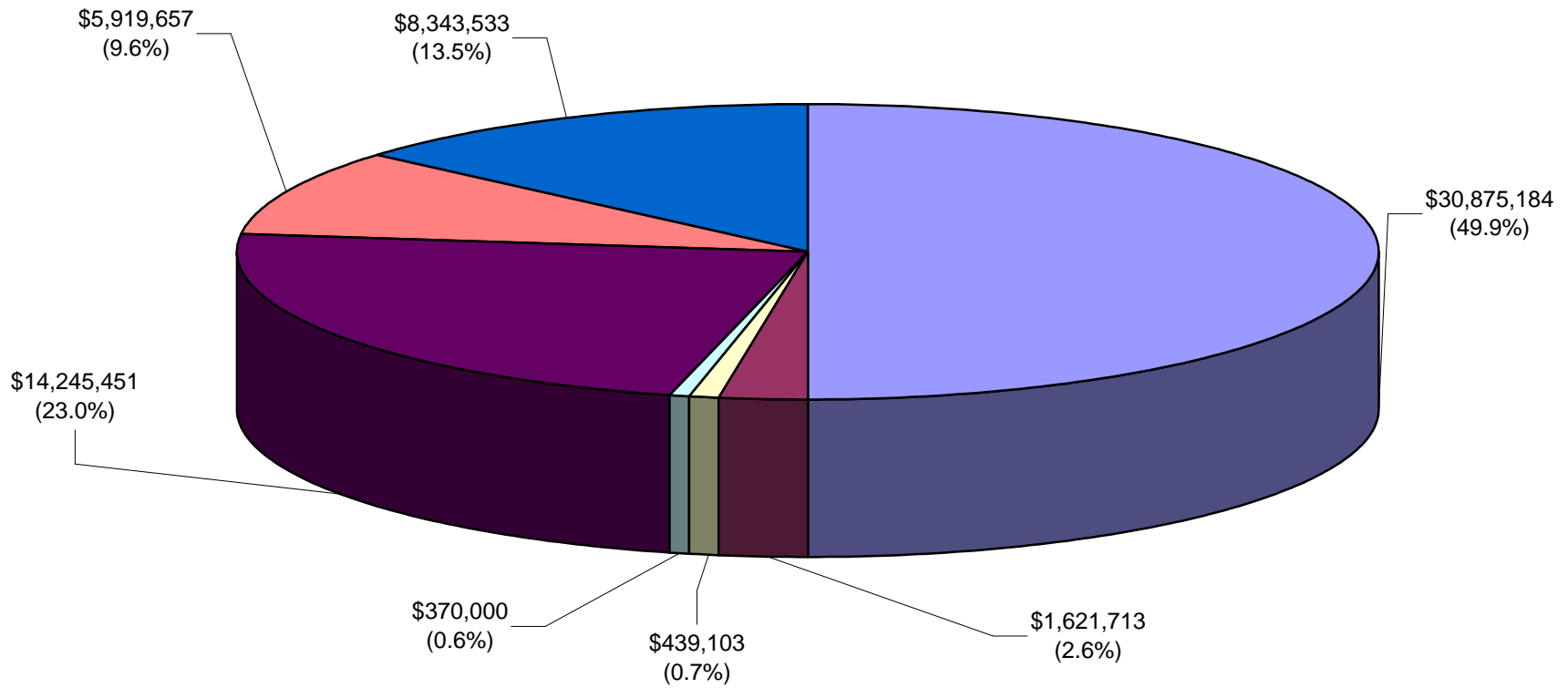
City of Foster City / Estero Municipal Improvement District
Revenue by Source
For the Year Ended, June 30, 2009

(Continued from previous page)

	2007-2008		2008-2009
	Approved	Revised	Budget
Internal Service Funds			
Vehicle Replacement			
Vehicle Replacement Charges	\$ 1,176,900	\$ 1,176,900	\$ 1,300,845
Sales of Retired Vehicle	\$ 20,000	\$ 50,000	\$ 70,000
Interest	\$ 100,000	\$ 165,000	\$ 165,000
	<u>\$ 1,296,900</u>	<u>\$ 1,391,900</u>	<u>\$ 1,535,845</u>
Equipment Replacement			
Equipment Rental	\$ 1,586,259	\$ 1,586,259	\$ 1,328,985
Interest	\$ 200,000	\$ 380,000	\$ 300,000
	<u>\$ 1,786,259</u>	<u>\$ 1,966,259</u>	<u>\$ 1,628,985</u>
Self Insurance			
Insurance Charges	\$ 188,000	\$ 188,000	\$ 188,000
Interest	\$ 35,000	\$ 50,000	\$ 45,000
	<u>\$ 223,000</u>	<u>\$ 238,000</u>	<u>\$ 233,000</u>
Information Technology			
User Charges	\$ 1,585,247	\$ 1,585,247	\$ 1,530,846
Interest	\$ 80,000	\$ 126,000	\$ 100,000
	<u>\$ 1,665,247</u>	<u>\$ 1,711,247</u>	<u>\$ 1,630,846</u>
Building Maintenance			
User Charges	\$ 1,435,238	\$ 1,435,238	\$ 1,463,825
Interest	\$ 60,000	\$ 98,000	\$ 75,000
	<u>\$ 1,495,238</u>	<u>\$ 1,533,238</u>	<u>\$ 1,538,825</u>
Longevity Recognition Benefits			
Employer Contributions	\$ 427,836	\$ 427,836	\$ 86,000
Interest	\$ 100,000	\$ 80,000	\$ 90,000
	<u>\$ 527,836</u>	<u>\$ 507,836</u>	<u>\$ 176,000</u>
total internal service	<u>\$ 6,994,480</u>	<u>\$ 7,348,480</u>	<u>\$ 6,743,501</u>
TOTAL REVENUE ALL FUNDS	\$ 49,593,980	\$ 51,766,730	\$ 50,994,101

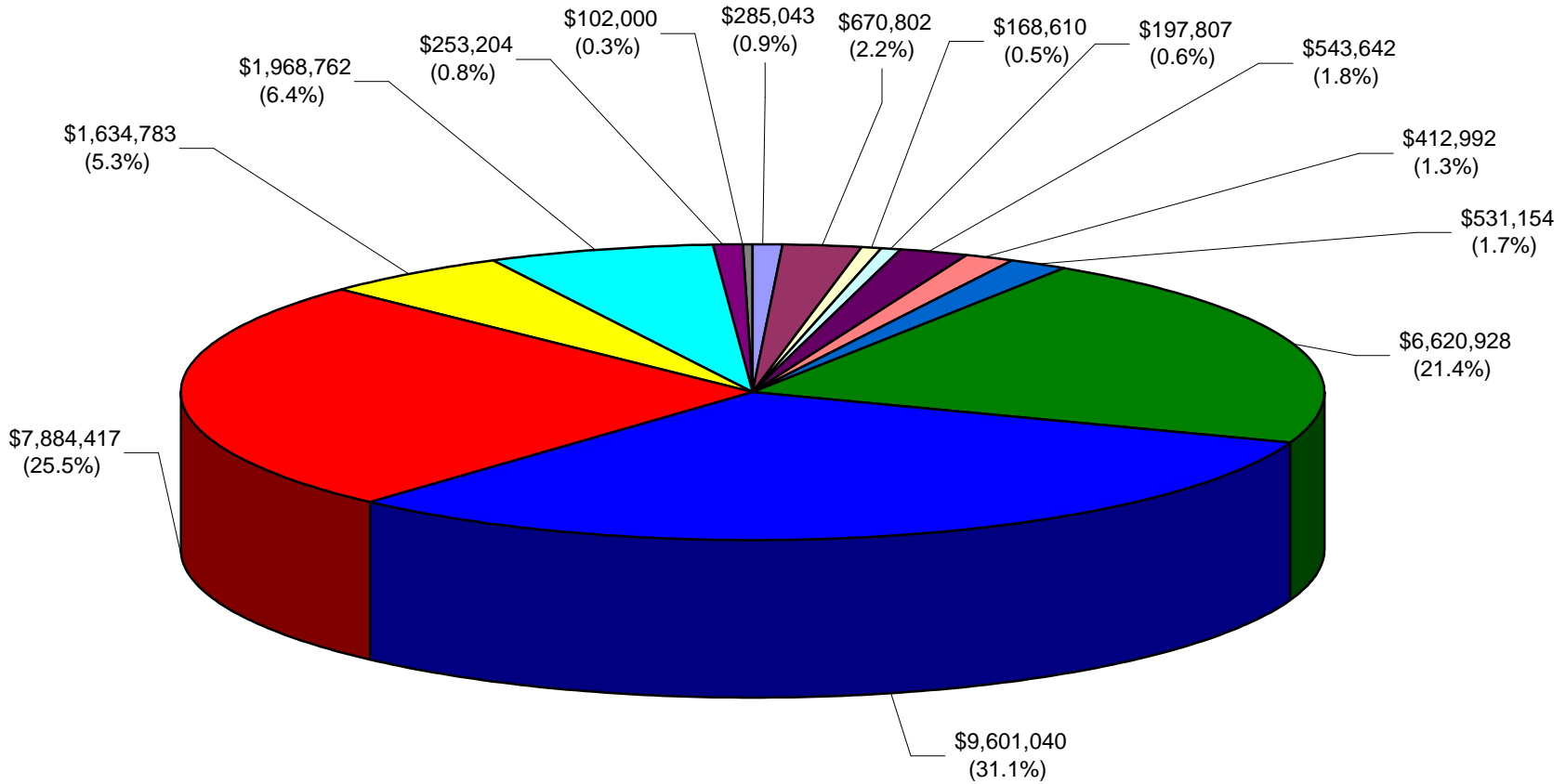
This page intentionally left blank.

**City of Foster City / Estero Municipal Improvement District /
Community Development Agency
Appropriations by Fund
For the Fiscal Year Ended June 30, 2009
Total Appropriations: \$61,814,641**



General Fund (49.9%)	Special Revenue Fund (2.6%)	Assessment District (0.7%)
Capital Projects Fund (0.6%)	Enterprise Funds (23.0%)	Internal Service Funds (9.6%)
Community Development Agency (13.5%)		

**City of Foster City
 General Fund Operating Expenditures by Department
 For the Fiscal Year Ended June 30, 2009
 Total General Fund Operating Expenditures: \$30,875,184**



■ Council/Board (0.9%)	■ City/District Manager (2.2%)	■ City Clerk (0.5%)	■ City Attorney (0.6%)
■ Adminrative Services (1.8%)	■ Human Resources (1.3%)	■ Financial Services (1.7%)	■ Parks & Recreation (21.4%)
■ Police (31.1%)	■ Fire (25.5%)	■ Community Development (5.3%)	■ Public Works (6.4%)
■ Library Services (0.8%)	■ Property Tax Administration (0.3%)		

City of Foster City, California / Estero Municipal Improvement District
 Summary of General Fund Appropriations by Department
 Annual Operating Budget Appropriations for the Year Ending June 30, 2009

	2007-2008 APPROVED	2007-2008 REVISED	2008-2009 REQUESTED
COUNCIL/BOARD	\$ 278,850	\$ 278,850	\$ 285,043
CITY/DISTRICT MANAGER	\$ 648,315	\$ 648,315	\$ 670,802
CITY CLERK	\$ 238,258	\$ 238,258	\$ 168,610
CITY ATTORNEY	\$ 174,004	\$ 174,004	\$ 197,807
ADMINISTRATIVE SERVICES	\$ 531,396	\$ 531,396	\$ 543,642
HUMAN RESOURCES	\$ 410,726	\$ 410,726	\$ 412,992
FINANCIAL SERVICES	\$ 515,258	\$ 515,258	\$ 531,154
PARKS & RECREATION	\$ 6,328,609	\$ 6,328,609	\$ 6,620,928
POLICE	\$ 9,184,762	\$ 9,184,762	\$ 9,601,040
FIRE	\$ 7,806,195	\$ 7,806,195	\$ 7,884,417
COMMUNITY DEVELOPMENT	\$ 1,570,171	\$ 1,570,171	\$ 1,634,783
PUBLIC WORKS	\$ 1,888,986	\$ 1,888,986	\$ 1,968,762
LIBRARY SERVICES	\$ 245,671	\$ 245,671	\$ 253,204
PROPERTY TAX ADMINISTRATION	\$ 82,000	\$ 82,000	\$ 102,000
TOTAL GENERAL FUND APPROPRIATIONS	\$ 29,903,201	\$ 29,903,201	\$ 30,875,184

**City of Foster City, California / Estero Municipal Improvement District
and Foster City Community Development Agency**

Summary of Appropriations by Fund / CDA
Annual Appropriations for the Year Ending June 30, 2008

	2007-2008 APPROVED	2007-2008 REVISED	2008-2009 REQUESTED
GENERAL FUND	\$ 29,903,201	\$ 29,903,201	\$ 30,875,184
TRAFFIC SAFETY	\$ 112,000	\$ 112,000	\$ 120,000
MEASURE A	\$ 650,000	\$ 650,000	\$ -
GAS TAX	\$ 614,000	\$ 614,000	\$ 1,371,000
PARK IN-LIEU FEES	\$ 2,210,000	\$ 2,210,000	\$ -
SLESF/COPS GRANT	\$ 100,000	\$ 100,000	\$ -
CALOPPS.ORG FUND	\$ 61,775	\$ 61,775	\$ 130,713
FOSTER CITY FOUNDATION	\$ 490,000	\$ 490,000	\$ -
BOND INTEREST/REDEMPTION	\$ 662,050	\$ 662,050	\$ -
ASSESSMENT DISTRICT	\$ 1,443,600	\$ 1,443,600	\$ 439,103
CAPITAL PROJECTS FUND	\$ 868,500	\$ 868,500	\$ 370,000
WATER	\$ 7,320,414	\$ 7,320,414	\$ 7,741,791
SEWER	\$ 6,326,160	\$ 6,326,160	\$ 6,303,660
SHUTTLE	\$ 174,100	\$ 174,100	\$ 200,000
VEHICLE REPLACEMENT	\$ 1,143,298	\$ 1,143,298	\$ 1,319,590
EQUIPMENT REPLACEMENT	\$ 1,247,019	\$ 1,247,019	\$ 1,486,344
SELF-INSURANCE	\$ 198,000	\$ 198,000	\$ 211,500
INFORMATION TECHNOLOGY	\$ 1,629,790	\$ 1,629,790	\$ 1,459,240
BUILDING MAINTENANCE	\$ 1,346,613	\$ 1,346,613	\$ 1,356,983
LONGEVITY RECOGNITION BENEFITS	\$ 100,000	\$ 100,000	\$ 86,000
CDA	\$ 11,313,528	\$ 11,313,528	\$ 8,343,533
TOTAL FOR CITY / EMID / CDA	\$ 67,914,048	\$ 67,914,048	\$ 61,814,641

**City of Foster City, California / Estero Municipal Improvement District
and Foster City Community Development Agency**
Summary of Operating Expenditures by Type
Annual Operating Budget Appropriations for the Year Ending June 30, 2009

	2007-2008 APPROVED	2007-2008 REVISED	2008-2009 REQUESTED
EMPLOYEE SERVICES	\$ 29,516,570	\$ 29,516,570	\$ 30,932,412
SERVICES AND SUPPLIES	\$ 22,913,843	\$ 22,913,843	\$ 21,701,825
CAPITAL OUTLAY	\$ 2,137,219	\$ 2,137,219	\$ 2,364,267
INTERNAL SERVICES	\$ 6,399,344	\$ 6,399,344	\$ 5,918,583
REALLOCATIONS	\$ (784,428)	\$ (784,428)	\$ (822,446)
TOTAL CITY / EMID / CDA OPERATING EXPENDITURES	\$ 60,182,548	\$ 60,182,548	\$ 60,094,641
CAPITAL IMPROVEMENT EXPENDITURES	\$ 7,731,500	\$ 7,731,500	\$ 1,720,000
TOTAL CITY / EMID / CDA APPROPRIATIONS	\$ 67,914,048	\$ 67,914,048	\$ 61,814,641

City of Foster City / Estero Municipal Improvement District
Personnel Summary
 For the Fiscal Years Ended June 30, 2005 to 2013

Department	Full-Time Employees, Funded Positions								
	Actual				Budget	Forecast			
	2004-2005	2005-2006	2006-2007	2007-2008	2008-2009	2009-2010	2010-2011	2011-2012	2012-2013
City / District Manager	4	4	4	4	4	4	4	4	4
City Clerk	2	2	2	3	2	2	2	2	2
Administrative Services	10	10	10	10	10	10	10	10	10
Human Resources	3	3	3	3	3	3	3	3	3
Financial Services	9	9	9	8	8	8	8	8	8
Parks and Recreation	42	41	41	41	41	41	41	41	41
Police	56	54	54	56	56	58	58	58	58
Fire	38	38	38	38	38	42	42	42	42
Community Development	11	11	12	12	12	12	12	12	12
Public Works	42	41	40	39	39	39	39	39	38
Totals	217	213	213	214	213	219	219	219	218

Personnel Changes FY 2008-2009:

City Clerk: Eliminate one (1) Office Assistant II.

Personnel Changes FY 2009-2010:

Fire: Add one (1) Assistant Fire Chief and three (3) Firefighters

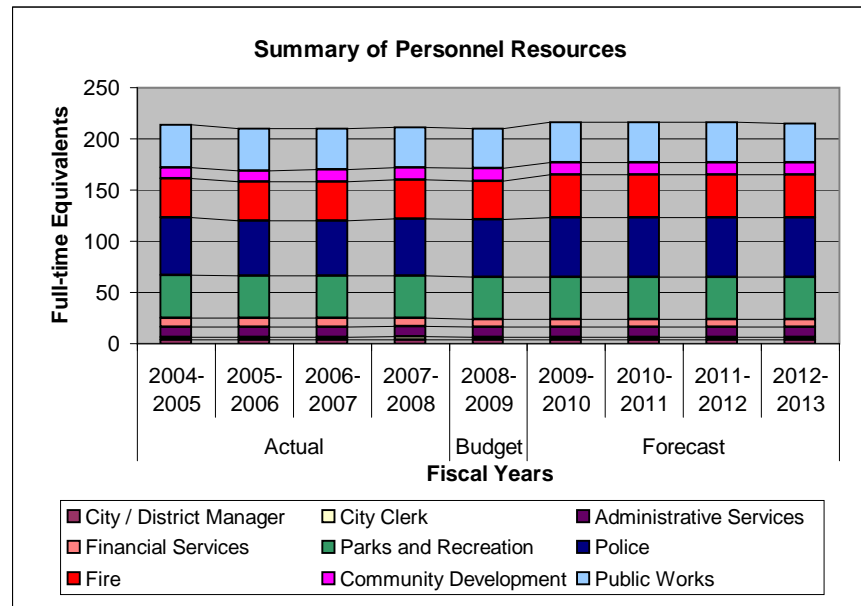
Police

Police: Add two (2) Police Officers.

Personnel Changes FY 2012-2013:

Public Works: Eliminate one (1) Public Works

Maintenance Worker I/II (Meter Reader)



**City of Foster City/Estero Municipal Improvement District
 Summary of Bonds Payable
 Fiscal Year 2008-2009**

Total Bonds Authorized	Bonds Issued as of June 30, 2008	Outstanding Balance June 30, 2008	Principal Payable FY 2008-2009	Interest Payable FY 2008-2009	Fiscal Agent Other Fees FY 2008-2009	Administration Fees FY 2008-2009	Total Debt Service FY 2008-2009
---------------------------	--	---	--------------------------------------	-------------------------------------	--	--	---------------------------------------

Special Assessment Bonds:

1989 Vintage Park Improvement Bonds	\$11,462,073	\$ 11,462,073	\$ 800,000	\$ 385,000	\$ 44,348	\$ 3,000	\$ 6,755	\$ 439,103
-------------------------------------	--------------	---------------	------------	------------	-----------	----------	----------	------------

**TABLE C
CAPITAL IMPROVEMENT PROJECT (CIP) PLAN (FISCAL YEAR 2008-2009)**

PROJECT NAME	Funding Source*	Total Project Cost	Prior Years' Funding	FY 2008-2009 Funding	Funding Sources			
					City Capital Investment	Gas Tax	Water Capital Investment	Sewer Capital Investment
SEWER PROJECTS								
(CIP 730) WWTP EXPANSION PHASE II	CS	\$ 9,631,000	\$ 9,381,000	\$ 250,000				\$ 250,000
(NEW CIP) SANITARY SEWER LIFT STATION IMPROVEMENTS PROJECT	CS	\$ 150,000	\$ -	\$ 150,000				\$ 150,000
TOTAL SEWER PROJECTS	2	\$ 9,781,000	\$ 9,381,000	\$ 400,000	\$ -	\$ -	\$ -	\$ 400,000
WATER PROJECTS								
(CIP 760) WATER MAIN CONDITION SURVEY AND IMPROVEMENTS (2008-2009)	CW	\$ 850,000	\$ 650,000	\$ 200,000			\$ 200,000	
TOTAL WATER PROJECTS	1	\$ 850,000	\$ 650,000	\$ 200,000	\$ -	\$ -	\$ 200,000	\$ -
STREETS/TRAFFIC PROJECTS								
(NEW CIP) RESIDENTIAL STREET RESURFACING AND REPAIR (2008-2009)	GT	\$ 750,000	\$ -	\$ 750,000	\$ -	\$750,000		
TOTAL STREETS/TRAFFIC PROJECTS	1	\$ 750,000	\$ -	\$ 750,000	\$ -	\$750,000	\$ -	\$ -
STORMWATER/LAGOON PROJECTS								
NONE								
TOTAL STORMWATER/LAGOON PROJECTS	0	\$ -	\$ -	\$ -	\$ -	\$ -	\$ -	\$ -
PARKS PROJECTS								
(NEW CIP) PARK INFRASTRUCTURE IMPROVEMENTS (2008-2009)	CC	\$ 370,000	\$ -	\$ 370,000	\$ 370,000			
TOTAL PARKS PROJECTS	1	\$ 370,000	\$ -	\$ 370,000	\$ 370,000	\$ -	\$ -	\$ -
BUILDING PROJECTS								
NONE								
TOTAL BUILDING PROJECTS	0	\$ -	\$ -	\$ -	\$ -	\$ -	\$ -	\$ -
GRAND TOTAL	5	\$ 11,751,000	\$ 10,031,000	\$ 1,720,000	\$ 370,000	\$750,000	\$ 200,000	\$ 400,000

* CC=CIP City, GT = Gas Tax, CS=CIP Sewer, CW=CIP Water

City of Foster City / Estero Municipal Improvement District
Schedule of Fund Balance Transfers
Fiscal Year 2008-2009

		Transfers In											
		003	219	301	402	403	405	452	455 Capital	499			
		General Fund - Special Recreation	Vintage Park Redemption 89	Capital Investment - City	Water Reserve	Water Rate Balancing Account	Capital Investment - Water	Wastewater Collection System Reserve	Investment - Wastewater Collection System	Shuttle	Totals		
#	Fund												
Transfers Out	1	001	General Fund - City	556,987	-	-	-	-	-	-	100,000	656,987	
	2	116	Foster City Foundation	-	-	38,000	-	-	-	-	-	38,000	
	3	220	Vintage Park 89 Reserve	-	19,250	-	-	-	-	-	-	19,250	
	4	401	Water Revenue	-	-	-	74,000	257,000	126,209	-	-	457,209	
	5	451	Wastewater Collection System Revenue	-	-	-	-	-	-	103,000	438,340	541,340	
	6	456	Wastewater Collection System Expansion	-	-	-	-	-	-	-	3,600	3,600	
			Totals		556,987	19,250	38,000	74,000	257,000	126,209	103,000	441,940	100,000

Footnotes:

- 1 Transfer to subsidize Special Recreation fund activities and Shuttle Operations.
- 2 Transfer of revenues received from local youth sport organizations for reimbursement to Capital Investment - City for Synthetic Turf projects at Catamaran and Sea Cloud Parks.
- 3 Transfer from bond reserves to establish reserves for Vintage Park 89 bonds to proper levels.
- 4 Transfer excess Water System revenues over expenditures to reserve funds equal to 25% of annual operating expenditures, funds sufficient to fund the Water Rate Balancing Fund in accordance with the 10-year Water Rate Smoothing Model adopted in FY 2006-2007, with remaining funds transferred to fund future Capital Improvement Projects.
- 5 Transfer excess of Wastewater Collection System revenues over expenditures to reserve funds equal to 25% of annual operating expenditures, with remaining surplus funds transferred to the Wastewater Collection System Capital Investment Fund.
- 6 Transfer Wastewater Collection System expansion revenue to Wastewater Collection System Capital Investment Fund to fund future capital projects.

This page intentionally left blank.