

CITY OF FOSTER CITY / EMID
 Summary of Resources and Requirements by Funds
 For the Fiscal Year Ended June 30, 2010

Fund	Available July 1, 2009	Estimated Revenues	Loan Principal Payment from CDA	Transfers In	Transfers Out	Total Available	Operating Expenditures	Capital Expenditures	Total Requirements	Available June 30, 2010
General Funds										
001 General - City	\$ 18,838,500	\$ 11,725,400	\$ 7,034,538	\$ -	\$ 757,124	\$ 36,841,314	\$ 17,274,741	\$ -	\$ 17,274,741	\$ 19,566,573
002 General - District	\$ -	\$ 12,446,000	\$ -	\$ -	\$ -	\$ 12,446,000	\$ 12,446,000	\$ -	\$ 12,446,000	\$ -
003 Special Recreation	\$ -	\$ 1,311,000	\$ -	\$ 600,624	\$ -	\$ 1,911,624	\$ 1,911,624	\$ -	\$ 1,911,624	\$ -
Subtotal General Funds	\$ 18,838,500	\$ 25,482,400	\$ 7,034,538	\$ 600,624	\$ 757,124	\$ 51,198,938	\$ 31,632,365	\$ -	\$ 31,632,365	\$ 19,566,573
Special Revenue Funds										
101 Traffic Safety	\$ 17,000	\$ 103,000	\$ -	\$ -	\$ -	\$ 120,000	\$ 103,000	\$ -	\$ 103,000	\$ 17,000
102 Measure A	\$ 1,726,400	\$ 460,000	\$ -	\$ -	\$ -	\$ 2,186,400	\$ -	\$ 290,000	\$ 290,000	\$ 1,896,400
103 Gas Tax	\$ 1,200	\$ 542,000	\$ -	\$ -	\$ -	\$ 543,200	\$ 542,000	\$ -	\$ 542,000	\$ 1,200
104 Park In-Lieu Fees	\$ -	\$ -	\$ -	\$ -	\$ -	\$ -	\$ -	\$ -	\$ -	\$ -
108 SLESF/COPS Grant	\$ -	\$ 100,000	\$ -	\$ -	\$ -	\$ 100,000	\$ 100,000	\$ -	\$ 100,000	\$ -
112 CLEEP Grant	\$ 26,900	\$ -	\$ -	\$ -	\$ -	\$ 26,900	\$ -	\$ -	\$ -	\$ 26,900
114 CalOpps.org	\$ 158,000	\$ 110,000	\$ -	\$ -	\$ -	\$ 268,000	\$ 94,056	\$ -	\$ 94,056	\$ 173,944
115 Prop 42 Transportation	\$ 290,000	\$ 286,000	\$ -	\$ -	\$ -	\$ 576,000	\$ -	\$ 535,000	\$ 535,000	\$ 41,000
116 Foster City Foundation	\$ 291,400	\$ 8,000	\$ -	\$ -	\$ -	\$ 299,400	\$ -	\$ -	\$ -	\$ 299,400
117 American Recovery & Reinvestment Act 2009	\$ -	\$ 440,000	\$ -	\$ -	\$ -	\$ 440,000	\$ -	\$ 440,000	\$ 440,000	\$ -
Subtotal Special Revenue Funds	\$ 2,510,900	\$ 2,049,000	\$ -	\$ -	\$ -	\$ 4,559,900	\$ 839,056	\$ 1,265,000	\$ 2,104,056	\$ 2,455,844
Assessment Districts										
219 Vintage Park 89 Redemption	\$ 438,741	\$ -	\$ -	\$ 8,750	\$ -	\$ 447,491	\$ 447,491	\$ -	\$ 447,491	\$ -
220 Vintage Park 89 Reserve	\$ 8,750	\$ -	\$ -	\$ -	\$ 8,750	\$ -	\$ -	\$ -	\$ -	\$ -
Subtotal Assessment Districts	\$ 447,491	\$ -	\$ -	\$ 8,750	\$ 8,750	\$ 447,491	\$ 447,491	\$ -	\$ 447,491	\$ -
Capital Projects Fund										
301 Capital Investment - City	\$ 5,628,400	\$ 195,000	\$ -	\$ -	\$ -	\$ 5,823,400	\$ -	\$ 910,000	\$ 910,000	\$ 4,913,400

(Continued on next page)

CITY OF FOSTER CITY / EMID
 Summary of Resources and Requirements by Funds
 For the Fiscal Year Ended June 30, 2010

(Continued from previous page)

Fund	Available July 1, 2009	Estimated Revenues	Loan Principal Payment from CDA	Transfers In	Transfers Out	Total Available	Operating Expenditures	Capital Expenditures	Total Requirements	Available June 30, 2010
Enterprise Funds										
<i>Water Funds</i>										
401 Water Revenue	\$ -	\$ 8,447,000	\$ -	\$ -	\$ 254,181	\$ 8,192,819	\$ 8,192,819	\$ -	\$ 8,192,819	\$ -
402 Water Reserve	\$ 1,959,700	\$ -	\$ -	\$ 90,300	\$ -	\$ 2,050,000	\$ -	\$ -	\$ -	\$ 2,050,000
403 Water Rate Balancing Fund	\$ 782,000	\$ -	\$ -	\$ -	\$ 693,000	\$ 89,000	\$ -	\$ -	\$ -	\$ 89,000
405 Capital Investment - Water	\$ 2,334,300	\$ -	\$ -	\$ 856,881	\$ -	\$ 3,191,181	\$ -	\$ 300,000	\$ 300,000	\$ 2,891,181
Subtotal Water Funds	\$ 5,076,000	\$ 8,447,000	\$ -	\$ 947,181	\$ 947,181	\$ 13,523,000	\$ 8,192,819	\$ 300,000	\$ 8,492,819	\$ 5,030,181
<i>Wastewater Funds</i>										
451 Wastewater Revenue	\$ -	\$ 6,486,000	\$ -	\$ -	\$ 442,475	\$ 6,043,525	\$ 6,043,525	\$ -	\$ 6,043,525	\$ -
452 Wastewater Reserve	\$ 1,579,000	\$ -	\$ -	\$ -	\$ 69,000	\$ 1,510,000	\$ -	\$ -	\$ -	\$ 1,510,000
455 Capital Investment - Wastewater	\$ 5,080,900	\$ -	\$ -	\$ 515,075	\$ -	\$ 5,595,975	\$ -	\$ 3,300,000	\$ 3,300,000	\$ 2,295,975
456 Wastewater Expansion	\$ -	\$ 3,600	\$ -	\$ -	\$ 3,600	\$ -	\$ -	\$ -	\$ -	\$ -
Subtotal Wastewater Funds	\$ 6,659,900	\$ 6,489,600	\$ -	\$ 515,075	\$ 515,075	\$ 13,149,500	\$ 6,043,525	\$ 3,300,000	\$ 9,343,525	\$ 3,805,975
<i>Shuttle Fund</i>										
499 Shuttle	\$ -	\$ 156,500	\$ -	\$ 156,500	\$ -	\$ 313,000	\$ 313,000	\$ -	\$ 313,000	\$ -
Subtotal Enterprise Funds	\$ 11,735,900	\$ 15,093,100	\$ -	\$ 1,618,756	\$ 1,462,256	\$ 26,985,500	\$ 14,549,344	\$ 3,600,000	\$ 18,149,344	\$ 8,836,156
Internal Service Funds										
501 Vehicle Replacement	\$ 3,540,900	\$ 1,499,878	\$ -	\$ -	\$ -	\$ 5,040,778	\$ 1,139,217	\$ -	\$ 1,139,217	\$ 3,901,561
502 Equipment Replacement	\$ 7,579,000	\$ 1,375,269	\$ -	\$ -	\$ -	\$ 8,954,269	\$ 877,196	\$ -	\$ 877,196	\$ 8,077,073
503 Self-Insurance	\$ 1,003,900	\$ 328,000	\$ -	\$ -	\$ -	\$ 1,331,900	\$ 276,000	\$ -	\$ 276,000	\$ 1,055,900
504 Information Technology	\$ 2,382,900	\$ 1,600,258	\$ -	\$ -	\$ -	\$ 3,983,158	\$ 1,319,840	\$ -	\$ 1,319,840	\$ 2,663,318
505 Building Maintenance	\$ 1,730,600	\$ 1,613,605	\$ -	\$ -	\$ -	\$ 3,344,205	\$ 1,479,632	\$ -	\$ 1,479,632	\$ 1,864,573
507 Longevity Recognition Benefits	\$ 900,000	\$ 147,000	\$ -	\$ -	\$ -	\$ 1,047,000	\$ 100,000	\$ -	\$ 100,000	\$ 947,000
Subtotal Internal Service Funds	\$ 17,137,300	\$ 6,564,010	\$ -	\$ -	\$ -	\$ 23,701,310	\$ 5,191,885	\$ -	\$ 5,191,885	\$ 18,509,425
Total All Funds	\$ 56,298,491	\$ 49,383,510	\$ 7,034,538	\$ 2,228,130	\$ 2,228,130	\$ 112,716,539	\$ 52,660,141	\$ 5,775,000	\$ 58,435,141	\$ 54,281,398

City of Foster City / Estero Municipal Improvement District
Revenue by Source
For the Year Ended, June 30, 2010

	2008-2009		2009-2010
	Approved	Projected	Budget
General Fund			
City			
Sales taxes	\$ 4,900,000	\$ 4,100,000	\$ 3,690,000
Transient occupancy taxes	\$ 1,500,000	\$ 1,550,000	\$ 1,395,000
Franchise taxes	\$ 1,127,000	\$ 1,080,000	\$ 1,112,000
Real property transfer	\$ 260,000	\$ 170,000	\$ 100,000
Licenses and permits	\$ 1,204,000	\$ 1,067,000	\$ 1,030,000
Motor vehicle in-lieu	\$ 2,450,000	\$ 2,450,000	\$ 2,450,000
Charges for current services	\$ 361,000	\$ 300,000	\$ 271,000
Fines and forfeitures	\$ 53,000	\$ 45,000	\$ 45,000
Interest and rentals	\$ 490,000	\$ 305,000	\$ 305,000
Interest on Loan from Community Development Agency	\$ 1,164,000	\$ 1,164,000	\$ 815,000
Other	\$ 400,000	\$ 841,500	\$ 512,400
General Fund (City) Subtotal	\$ 13,909,000	\$ 13,072,500	\$ 11,725,400
District			
Property Taxes	\$ 11,275,000	\$ 11,524,000	\$ 11,544,000
Intergovernmental	\$ 107,000	\$ 100,000	\$ 100,000
Interest and rentals	\$ 876,000	\$ 794,000	\$ 802,000
General Fund (District) Subtotal	\$ 12,258,000	\$ 12,418,000	\$ 12,446,000
Special Recreation			
Program Revenues	\$ 1,092,000	\$ 1,100,000	\$ 1,122,000
Rents and Concessions	\$ 185,000	\$ 185,000	\$ 189,000
Interest	\$ -	\$ -	\$ -
General Fund (Special Recreation) Subtotal	\$ 1,277,000	\$ 1,285,000	\$ 1,311,000
total general fund	\$ 27,444,000	\$ 26,775,500	\$ 25,482,400

(continued on next page)

City of Foster City / Estero Municipal Improvement District
Revenue by Source
For the Year Ended, June 30, 2010

(Continued from previous page)	2008-2009		2009-2010
	Approved	Projected	Budget
Special Revenue Fund			
Traffic Safety			
Vehicle Code Fines	\$ 120,000	\$ 101,000	\$ 103,000
Interest	\$ -	\$ -	\$ -
Traffic Safety Subtotal	\$ 120,000	\$ 101,000	\$ 103,000
Measure A			
Sales Tax	\$ 485,000	\$ 470,000	\$ 423,000
Interest	\$ 50,000	\$ 37,000	\$ 37,000
Measure A Subtotal	\$ 535,000	\$ 507,000	\$ 460,000
Gas Tax			
Gas Tax	\$ 564,000	\$ 512,000	\$ 537,000
Interest	\$ 37,000	\$ 14,000	\$ 5,000
Gax Tax Subtotal	\$ 601,000	\$ 526,000	\$ 542,000
SLESF/COPS Grant			
Grant	\$ -	\$ 100,000	\$ 100,000
Interest	\$ -	\$ -	\$ -
SLESF/COPS Subtotal	\$ -	\$ 100,000	\$ 100,000
CalOpps.org			
Fees for Services	\$ 134,000	\$ 105,000	\$ 103,000
Interest	\$ 9,000	\$ 5,000	\$ 7,000
CalOpps.org Subtotal	\$ 143,000	\$ 110,000	\$ 110,000
Prop 42 Transportation Funds			
Intergovernmental	\$ 290,000	\$ 261,000	\$ 286,000
Interest	\$ -	\$ -	\$ -
Prop 42 Transportation Subtotal	\$ 290,000	\$ 261,000	\$ 286,000
Foster City Foundation			
Grants	\$ 38,000	\$ 246,000	\$ 8,000
CalOpps.org Subtotal	\$ 38,000	\$ 246,000	\$ 8,000
American Recovery & Reinvestment Act 2009			
Grants	\$ -	\$ -	\$ 440,000
CalOpps.org Subtotal	\$ -	\$ -	\$ 440,000
total special revenue	\$ 1,727,000	\$ 1,851,000	\$ 2,049,000

(continued on next page)

City of Foster City / Estero Municipal Improvement District
Revenue by Source
For the Year Ended, June 30, 2010

(Continued from previous page)

		2008-2009		2009-2010
		Approved	Projected	Budget
Assessment District Fund				
219	Vintage Park (1989)			
	Taxes	\$ 190,000	\$ 190,000	\$ -
	Interest	\$ 12,000	\$ 12,000	\$ -
	Vintage Park Subtotal	\$ 202,000	\$ 202,000	\$ -
	total assessment district	\$ 202,000	\$ 202,000	\$ -
Capital Projects Fund				
	City/EMID			
	Intergovernmental	\$ -	\$ 477,000	\$ -
	Investment	\$ 300,000	\$ 185,000	\$ 185,000
	Other	\$ 30,000	\$ 33,000	\$ 10,000
	total capital projects	\$ 330,000	\$ 695,000	\$ 195,000

(continued on next page)

City of Foster City / Estero Municipal Improvement District
Revenue by Source
For the Year Ended, June 30, 2010

(Continued from previous page)	2008-2009		2009-2010
	Approved	Projected	Budget
Enterprise Fund			
Water			
User Charges	\$ 7,609,000	\$ 7,180,000	\$ 8,294,000
Connection Fees	\$ 33,000	\$ 1,000	\$ 5,000
Interest & rentals	\$ 357,000	\$ 148,000	\$ 148,000
	<u>\$ 7,999,000</u>	<u>\$ 7,329,000</u>	<u>\$ 8,447,000</u>
Sewer			
User Charges	\$ 5,837,000	\$ 5,837,000	\$ 6,246,000
Connection Fees	\$ 44,000	\$ -	\$ -
Interest & rentals	\$ 564,000	\$ 240,000	\$ 240,000
	<u>\$ 6,445,000</u>	<u>\$ 6,077,000</u>	<u>\$ 6,486,000</u>
Sewer Expansion			
Other	\$ 3,600	\$ 3,900	\$ 3,600
	<u>\$ 3,600</u>	<u>\$ 3,900</u>	<u>\$ 3,600</u>
Shuttle			
Grant	\$ 100,000	\$ 115,000	\$ 156,500
	<u>\$ 100,000</u>	<u>\$ 115,000</u>	<u>\$ 156,500</u>
total enterprise funds	<u>\$ 14,547,600</u>	<u>\$ 13,524,900</u>	<u>\$ 15,093,100</u>

(continued on next page)

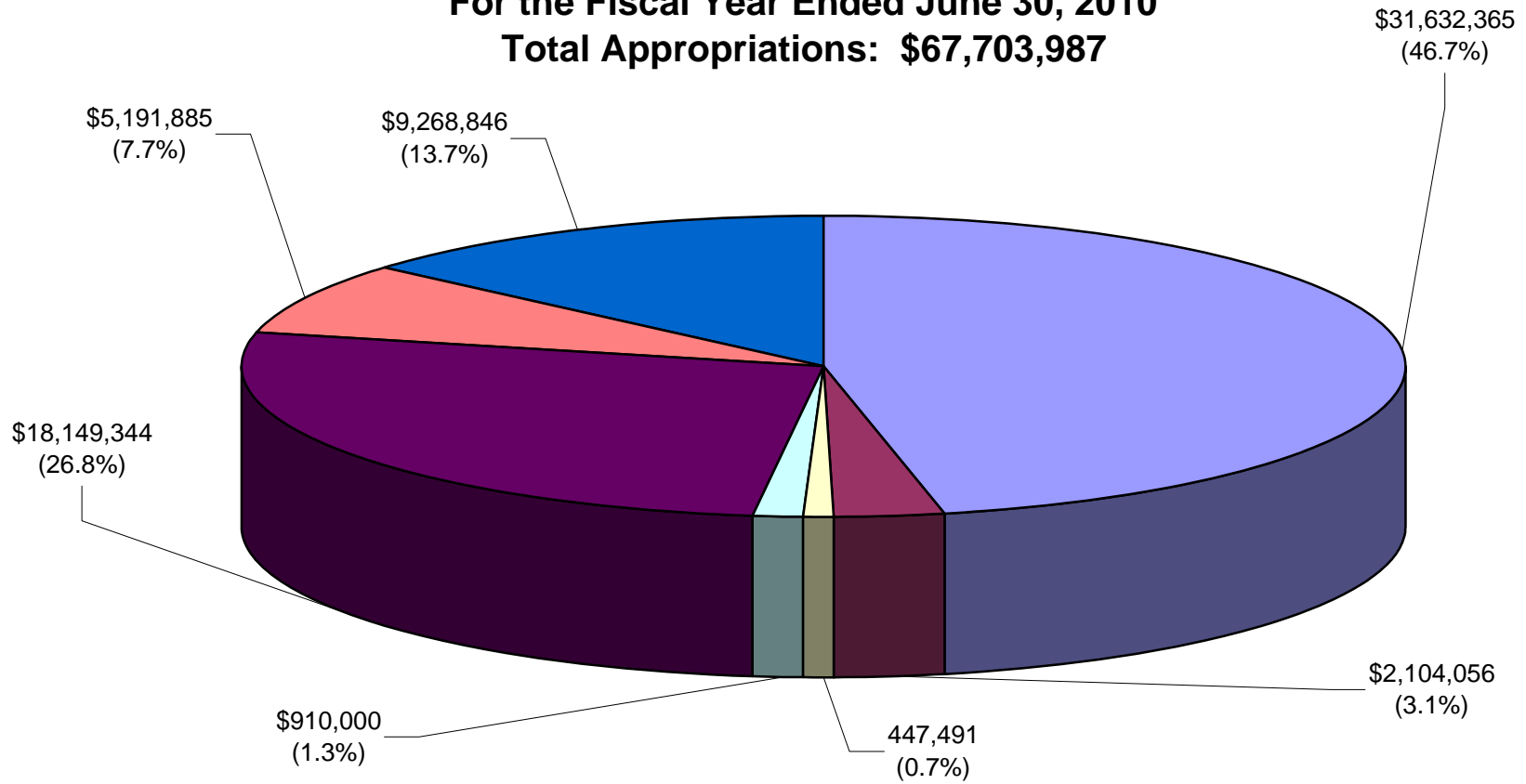
City of Foster City / Estero Municipal Improvement District
Revenue by Source
For the Year Ended, June 30, 2010

(Continued from previous page)

	2008-2009		2009-2010
	Approved	Revised	Budget
Internal Service Funds			
Vehicle Replacement			
Vehicle Replacement Charges	\$ 1,300,845	\$ 1,300,845	\$ 1,403,878
Sales of Retired Vehicle	\$ 70,000	\$ 45,000	\$ 14,000
Interest	\$ 165,000	\$ 80,000	\$ 82,000
	<u>\$ 1,535,845</u>	<u>\$ 1,425,845</u>	<u>\$ 1,499,878</u>
Equipment Replacement			
Equipment Rental	\$ 1,328,985	\$ 1,328,985	\$ 1,186,269
Interest	\$ 300,000	\$ 185,000	\$ 189,000
	<u>\$ 1,628,985</u>	<u>\$ 1,513,985</u>	<u>\$ 1,375,269</u>
Self Insurance			
Insurance Charges	\$ 188,000	\$ 188,000	\$ 310,000
Interest	\$ 45,000	\$ 24,000	\$ 18,000
	<u>\$ 233,000</u>	<u>\$ 212,000</u>	<u>\$ 328,000</u>
Information Technology			
User Charges	\$ 1,530,846	\$ 1,530,846	\$ 1,534,258
Interest	\$ 100,000	\$ 65,000	\$ 66,000
	<u>\$ 1,630,846</u>	<u>\$ 1,595,846</u>	<u>\$ 1,600,258</u>
Building Maintenance			
User Charges	\$ 1,463,825	\$ 1,463,825	\$ 1,566,605
Interest	\$ 75,000	\$ 46,000	\$ 47,000
	<u>\$ 1,538,825</u>	<u>\$ 1,509,825</u>	<u>\$ 1,613,605</u>
Longevity Recognition Benefits			
Employer Contributions	\$ 86,000	\$ 86,000	\$ 147,000
Interest	\$ 90,000	\$ (400,000)	\$ -
	<u>\$ 176,000</u>	<u>\$ (314,000)</u>	<u>\$ 147,000</u>
total internal service	<u>\$ 6,743,501</u>	<u>\$ 5,943,501</u>	<u>\$ 6,564,010</u>
TOTAL REVENUE ALL FUNDS	\$ 50,994,101	\$ 48,991,901	\$ 49,383,510

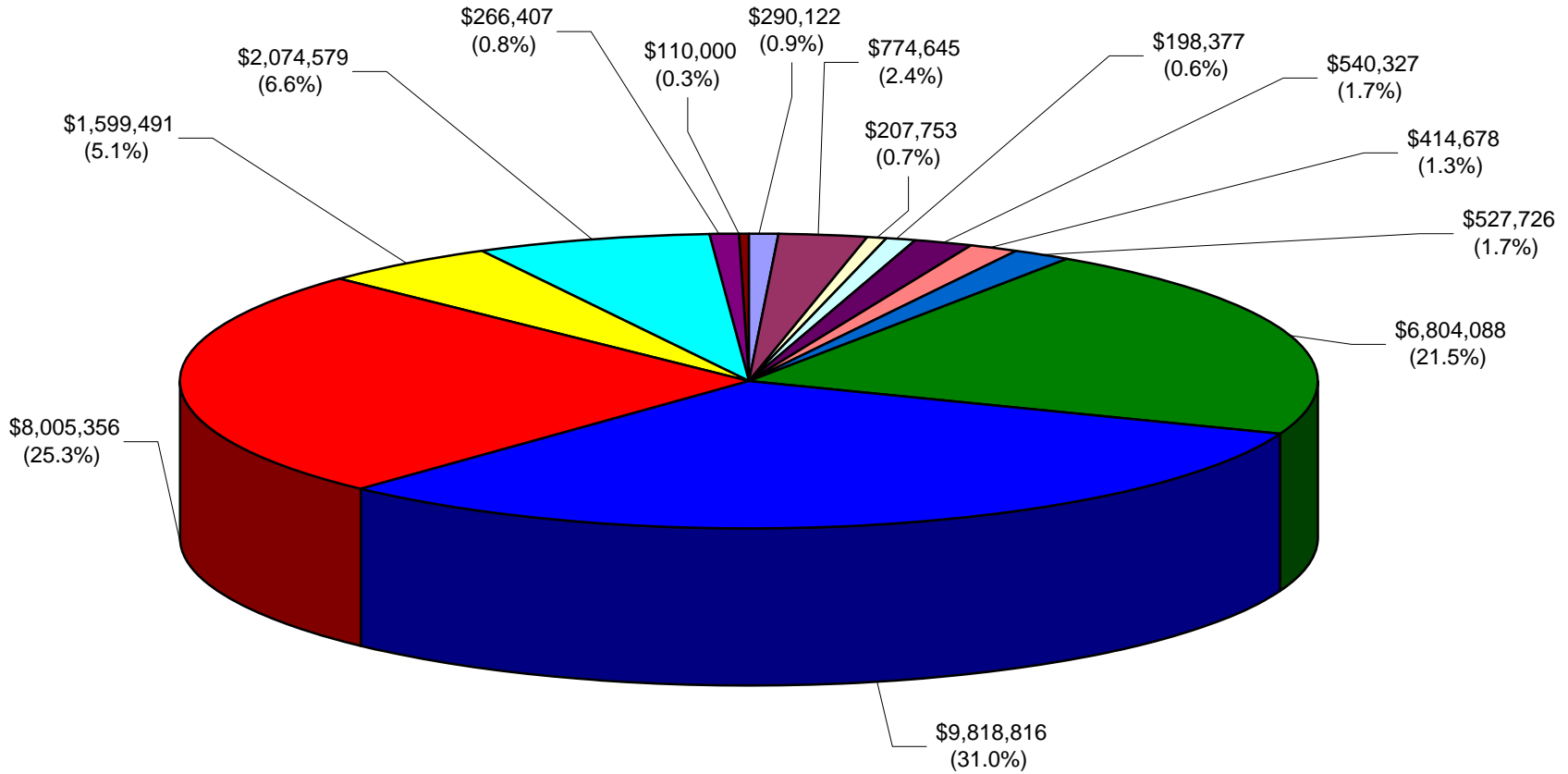
This page intentionally left blank.

**City of Foster City / Estero Municipal Improvement District /
Community Development Agency
Appropriations by Fund
For the Fiscal Year Ended June 30, 2010
Total Appropriations: \$67,703,987**



General Fund (46.7%)	Special Revenue Fund (3.1%)	Assessment District (0.7%)
Capital Projects Fund (1.3%)	Enterprise Funds (26.8%)	Internal Service Funds (7.7%)
Community Development Agency (13.7%)		

**City of Foster City
 General Fund Operating Expenditures by Department
 For the Fiscal Year Ended June 30, 2010
 Total General Fund Operating Expenditures: \$31,632,365**



■ Council/Board (0.9%)	■ City/District Manager (2.4%)	■ City Clerk (0.7%)	■ City Attorney (0.6%)
■ Adminstrative Services (1.7%)	■ Human Resources (1.3%)	■ Financial Services (1.7%)	■ Parks & Recreation (21.5%)
■ Police (31.0%)	■ Fire (25.3%)	■ Community Development (5.1%)	■ Public Works (6.6%)
■ Library Services (0.8%)	■ Property Tax Administration (0.3%)		

City of Foster City, California / Estero Municipal Improvement District
 Summary of General Fund Appropriations by Department
 Annual Operating Budget Appropriations for the Year Ending June 30, 2010

	2008-2009 APPROVED	2008-2009 REVISED	2009-2010 REQUESTED
COUNCIL/BOARD	\$ 285,043	\$ 285,043	\$ 290,122
CITY/DISTRICT MANAGER	\$ 670,802	\$ 679,802	\$ 774,645
CITY CLERK	\$ 168,610	\$ 168,610	\$ 207,753
CITY ATTORNEY	\$ 197,807	\$ 197,807	\$ 198,377
ADMINISTRATIVE SERVICES	\$ 543,642	\$ 543,642	\$ 540,327
HUMAN RESOURCES	\$ 412,992	\$ 412,992	\$ 414,678
FINANCIAL SERVICES	\$ 531,154	\$ 531,154	\$ 527,726
PARKS & RECREATION	\$ 6,620,928	\$ 6,620,928	\$ 6,804,088
POLICE	\$ 9,601,040	\$ 9,601,040	\$ 9,818,816
FIRE	\$ 7,884,417	\$ 7,884,417	\$ 8,005,356
COMMUNITY DEVELOPMENT	\$ 1,634,783	\$ 1,634,783	\$ 1,599,491
PUBLIC WORKS	\$ 1,968,762	\$ 1,968,762	\$ 2,074,579
LIBRARY SERVICES	\$ 253,204	\$ 253,204	\$ 266,407
PROPERTY TAX ADMINISTRATION	\$ 102,000	\$ 102,000	\$ 110,000
TOTAL GENERAL FUND APPROPRIATIONS	\$ 30,875,184	\$ 30,884,184	\$ 31,632,365

**City of Foster City, California / Estero Municipal Improvement District
and Foster City Community Development Agency**
Summary of Appropriations by Fund / CDA
Annual Appropriations for the Year Ending June 30, 2010

	2008-2009 APPROVED	2008-2009 REVISED	2009-2010 REQUESTED
GENERAL FUND	\$ 30,875,184	\$ 30,884,184	\$ 31,632,365
TRAFFIC SAFETY	\$ 120,000	\$ 120,000	\$ 103,000
MEASURE A	\$ -	\$ -	\$ 290,000
GAS TAX	\$ 1,371,000	\$ 1,371,000	\$ 542,000
PARK IN-LIEU FEES	\$ -	\$ -	\$ -
SLESF/COPS GRANT	\$ -	\$ -	\$ 100,000
CALOPPS.ORG FUND	\$ 130,713	\$ 174,713	\$ 94,056
PROPOSITION 42 TRANSPORTATION	\$ -	\$ -	\$ 535,000
FOSTER CITY FOUNDATION	\$ -	\$ -	\$ -
AMERICAN RECOVERY & REINVESTMENT ACT 2009	\$ -	\$ -	\$ 440,000
ASSESSMENT DISTRICT	\$ 439,103	\$ 439,103	\$ 447,491
CAPITAL PROJECTS FUND	\$ 370,000	\$ 370,000	\$ 910,000
WATER	\$ 7,741,791	\$ 7,769,791	\$ 8,492,819
SEWER	\$ 6,303,660	\$ 6,303,660	\$ 9,343,525
SHUTTLE	\$ 200,000	\$ 305,000	\$ 313,000
VEHICLE REPLACEMENT	\$ 1,319,590	\$ 1,330,372	\$ 1,139,217
EQUIPMENT REPLACEMENT	\$ 1,486,344	\$ 1,486,344	\$ 877,196
SELF-INSURANCE	\$ 211,500	\$ 211,500	\$ 276,000
INFORMATION TECHNOLOGY	\$ 1,459,240	\$ 1,459,240	\$ 1,319,840
BUILDING MAINTENANCE	\$ 1,356,983	\$ 1,356,983	\$ 1,479,632
LONGEVITY RECOGNITION BENEFITS	\$ 86,000	\$ 86,000	\$ 100,000
CDA	\$ 8,343,533	\$ 8,343,533	\$ 9,268,846
TOTAL FOR CITY / EMID / CDA	\$ 61,814,641	\$ 62,011,423	\$ 67,703,987

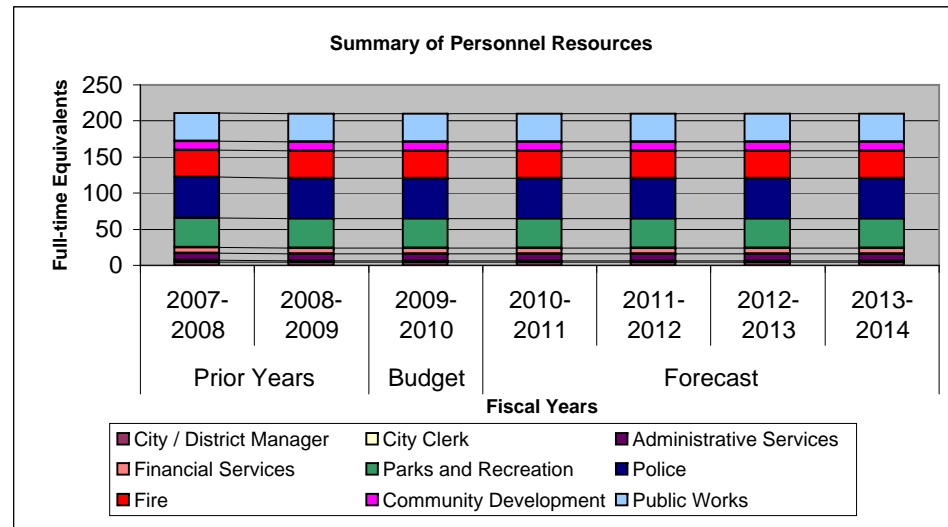
**City of Foster City, California / Estero Municipal Improvement District
and Foster City Community Development Agency**

Summary of Operating Expenditures and Capital Expenditures by Type
Annual Operating Budget Appropriations for the Year Ending June 30, 2010

	2008-2009 APPROVED		2008-2009 REVISED		2009-2010 REQUESTED
EMPLOYEE SERVICES	\$ 30,932,412	\$	30,960,412	\$	31,532,217
SERVICES AND SUPPLIES	\$ 21,701,825	\$	21,870,607	\$	23,719,754
CAPITAL OUTLAY	\$ 2,364,267	\$	2,364,267	\$	1,335,496
INTERNAL SERVICES	\$ 5,918,583	\$	5,918,583	\$	6,168,702
REALLOCATIONS	\$ (822,446)	\$	(822,446)	\$	(827,182)
TOTAL OPERATING EXPENDITURES	\$ 60,094,641	\$	60,291,423	\$	61,928,987
CAPITAL EXPENDITURES	\$ 1,720,000	\$	1,720,000	\$	5,775,000
TOTAL CITY / EMID / CDA EXPENDITURES	\$ 61,814,641	\$	62,011,423	\$	67,703,987

City of Foster City / Estero Municipal Improvement District
Personnel Summary
For the Fiscal Years Ended June 30, 2008 to 2014

Department	Prior Years		Budget	Forecast			
	2007-2008	2008-2009	2009-2010	2010-2011	2011-2012	2012-2013	2013-2014
City / District Manager	4	4	4	4	4	4	4
City Clerk	3	2	2	2	2	2	2
Administrative Services	10	10	10	10	10	10	10
Human Resources	3	3	3	3	3	3	3
Financial Services	8	8	8	8	8	8	8
Parks and Recreation	41	41	41	41	41	41	41
Police	56	56	56	56	56	56	56
Fire	38	38	38	38	38	38	38
Community Development	12	12	12	12	12	12	12
Public Works	39	39	39	39	39	39	39
Totals	214	213	213	213	213	213	213



**City of Foster City/Estero Municipal Improvement District
 Summary of Bonds Payable
 Fiscal Year 2009-2010**

Total Bonds Authorized	Bonds Issued as of June 30, 2009	Outstanding Balance June 30, 2009	Principal Payable FY 2009-2010	Interest Payable FY 2009-2010	Fiscal Agent Other Fees FY 2009-2010	Administration Fees FY 2009-2010	Total Debt Service FY 2009-2010
---------------------------	--	---	--------------------------------------	-------------------------------------	--	--	---------------------------------------

Special Assessment Bonds:

1989 Vintage Park Improvement Bonds	\$ 11,462,073	\$ 11,462,073	\$ 415,000	\$ 415,000	\$ 15,148	\$ 3,800	\$ 13,543	\$ 447,491
-------------------------------------	---------------	---------------	------------	------------	-----------	----------	-----------	------------

**TABLE C
CAPITAL IMPROVEMENT PROJECT (CIP) PLAN (FISCAL YEAR 2009-2010)**

PROJECT NAME	Funding Source*	Total Project Cost	Prior Years' Funding	FY 2009-2010 Funding	Funding Sources					
					City Capital Investment	Measure A	ARRA	Proposition 42	Water Capital Investment	Sewer Capital Investment
SEWER PROJECTS										
(NEW CIP) SANITARY SEWER LIFT STATION IMPROVEMENTS PROJECT	CS	\$ 3,450,000	\$ 150,000	\$3,300,000	\$ -	\$ -	\$ -	\$ -	\$ -	\$3,300,000
TOTAL SEWER PROJECTS	1	\$ 3,450,000	\$ 150,000	\$3,300,000	\$ -	\$ -	\$ -	\$ -	\$ -	\$3,300,000
WATER PROJECTS										
(NEW CIP) WATER VALVE REPLACEMENT (2009-2010)	CW	\$ 300,000	\$ -	\$ 300,000	\$ -	\$ -	\$ -	\$ -	\$ 300,000	\$ -
TOTAL WATER PROJECTS	1	\$ 300,000	\$ -	\$ 300,000	\$ -	\$ -	\$ -	\$ -	\$ 300,000	\$ -
STREETS/TRAFFIC PROJECTS										
(CIP 606) ARTERIAL AND COLLECTOR OVERLAY PROJECT (2009-2010)	MA, ARRA	\$ 730,000	\$ -	\$ 730,000	\$ -	\$290,000	\$440,000	\$ -	\$ -	\$ -
(CIP 762) FOLLOW-UP ON BI-ANNUAL CALTRANS BRIDGE INSPECTIONS (2009-2010)	MA	\$ 765,000	\$ 230,000	\$ 535,000	\$ -	\$ -	\$ -	\$ 535,000	\$ -	\$ -
TOTAL STREETS/TRAFFIC PROJECTS	2	\$ 1,495,000	\$ 230,000	\$1,265,000	\$ -	\$290,000	\$440,000	\$ 535,000	\$ -	\$ -
STORMWATER/LAGOON PROJECTS										
	NONE			\$ -	\$ -	\$ -	\$ -	\$ -	\$ -	\$ -
TOTAL STORMWATER/LAGOON PROJECTS	0	\$ -	\$ -	\$ -	\$ -	\$ -	\$ -	\$ -	\$ -	\$ -
PARKS PROJECTS										
(NEW CIP) PARK INFRASTRUCTURE IMPROVEMENTS (2009-2010)	CC	\$ 210,000	\$ -	\$ 210,000	\$ 210,000	\$ -	\$ -	\$ -	\$ -	\$ -
(CIP 607) LEVEE PEDWAY IMPROVEMENTS AND REPAIR (2009-2010 to 2011-2012)	CC	\$ 950,000	\$ 250,000	\$ 700,000	\$ 700,000	\$ -	\$ -	\$ -	\$ -	\$ -
TOTAL PARKS PROJECTS	2	\$ 1,160,000	\$ 250,000	\$ 910,000	\$ 910,000	\$ -	\$ -	\$ -	\$ -	\$ -
BUILDING PROJECTS										
	NONE	\$ -	\$ -	\$ -						
TOTAL BUILDING PROJECTS	0	\$ -	\$ -	\$ -	\$ -	\$ -	\$ -	\$ -	\$ -	\$ -
GRAND TOTAL	6	\$ 6,405,000	\$ 630,000	\$5,775,000	\$ 910,000	\$290,000	\$440,000	\$ 535,000	\$ 300,000	\$3,300,000

* CC=CIP City, GT = Gas Tax, CS=CIP Sewer, CW=CIP Water

City of Foster City / Estero Municipal Improvement District
Schedule of Fund Balance Transfers
Fiscal Year 2009-2010

		003	219	402	405	455	499	
		<i>General Fund</i>		<i>Capital Investment -</i>		<i>Capital Investment -</i>		
		<i>- Special</i>	<i>Metro Center</i>	<i>Water</i>	<i>Investment -</i>	<i>Wastewater</i>		
		<i>Recreation</i>	<i>89 Redemption</i>	<i>Reserve</i>	<i>Water</i>	<i>Collection</i>	<i>Shuttle</i>	<i>Totals</i>
#	Fund							
Transfers Out	1 001 <i>General Fund - City</i>	600,624	-	-	-	-	156,500	757,124
	2 220 <i>Vintage Park 89 Reserve</i>	-	8,750	-	-	-	-	8,750
	3 401 <i>Water Revenue</i>	-	-	90,300	163,881	-	-	254,181
	4 403 <i>Water Rate Balancing Fund</i>	-	-	-	693,000	-	-	693,000
	5 451 <i>Wastewater Collection System Revenue</i>	-	-	-	-	442,475	-	442,475
	6 452 <i>Wastewater Collection System Reserve</i>	-	-	-	-	69,000	-	69,000
	7 456 <i>Wastewater Collection System Expansion</i>	-	-	-	-	3,600	-	3,600
		Totals	600,624	8,750	90,300	856,881	515,075	156,500

2,228,130

Footnotes:

- 1 Transfer to subsidize Special Recreation fund activities and Shuttle Operations.
- 2 Transfer from bond reserves to bond redemption to make the final payment on the Vintage Park 89 bonds.
- 3 Transfer excess Water System revenues over expenditures to reserve funds equal to 25% of annual operating expenditures, with remaining funds transferred to fund future Capital Improvement Projects.
- 4 Transfer funds from the Water Rate Balancing Fund in accordance with the 10-year Water Rate Smoothing model adopted by the District Board in FY 2006-2007.
- 5 Transfer excess of Wastewater Collection System revenues over expenditures to reserve funds equal to 25% of annual operating expenditures, with remaining surplus funds transferred to the Wastewater Collection System Capital Investment Fund.
- 6 Transfer excess Wastewater Collection System reserve funds to fund future Capital Improvement Projects after 25% reserve levels have been met.
- 7 Transfer Wastewater Collection System expansion revenue to Wastewater Collection System Capital Investment Fund to fund future capital projects.

€

ds

This page intentionally left blank.